

## Information for International Students 2015–16

Including innovative Pathway programs at University of South Florida



# WHY CHOOSE THE UNIVERSITY OF SOUTH FLORIDA?

**One of only 108 public universities in the U.S. (out of 4,634 ranked) with the Carnegie Foundation's Tier 1 Very High Research Activity designation**

(Carnegie Foundation for the Advancement of Teaching)

**Ranked 97 in the U.S. and 253 of universities worldwide**

(Academic Ranking of World Universities, 2013)

**Ranked 89 in the U.S. and 286 of universities worldwide**

(Times Higher Education Rankings, 2013-14)

**21 graduate programs in Top 100, including 2 online programs**

(U.S. News & World Report, 2014)

**#14 Up-and-Coming School**

(U.S. News & World Report, 2013)

**\$443 million in research funding received (2013)**

**Top 40 most diverse public universities in the country**

(U.S. News & World Report, 2013)

**One of the top producers of Fulbright Scholars (2013-14)**

**ENJOY YOUR TIME ON USF'S BEAUTIFUL, GREEN CAMPUS**

**RIDE A ROLLERCOASTER AT BUSCH GARDENS 5 MINUTES FROM USF**

**ENJOY FLORIDA'S AWARD-WINNING BEACHES 35 MINUTES FROM USF**



**EXCEPTIONAL OUTCOMES**  
 WITH 83% OF INTO USF PATHWAY  
 STUDENTS QUALIFIED FOR  
 PROGRESSION TO A USF DEGREE  
 PROGRAM (2013)

**USF Ranks 12th Among Universities  
 Worldwide for U.S. Patents**

(National Academy of Inventors  
 & Intellectual Property Owners  
 Association, 2013)

**Ranked 43 Public Research  
 University in the U.S.**

(National Science  
 Foundation, 2012)

**EXPLORE DOWNTOWN  
 TAMPA**  
 20 MINUTES FROM USF

# CONTENTS

Location.....	4
USF for International Students.....	6
USF Academic Programs.....	8
University Colleges.....	10
INTO University of South Florida.....	12

Undergraduate.....	14
Undergraduate Direct Entry.....	16
Undergraduate Pathway Programs.....	18

Graduate.....	26
Graduate Direct Entry.....	28
Graduate Pathway Programs.....	30

English Language Programs.....	52
Academic English.....	54
General English, College Year Abroad.....	55
Study Abroad with English.....	56

Summer Youth English Experience.....	57
--------------------------------------	----

Life on Campus.....	58
USF Academic Resources.....	61
USF Student Services.....	62
Health and Safety.....	63
INTO USF Services.....	64
INTO USF Academic Support.....	66
Sports and Recreation.....	68
Housing.....	70
Dining.....	74
Internships and Working.....	76

Find More Online.....	78
Application Process.....	80
INTO USF Application.....	81
U.S. Higher Education.....	84
Affidavit of Support.....	85
USF Alumni.....	86
Terms and Conditions.....	87
Pricing.....	89

# LOCATION



TAMPA BAY INCLUDES THE CITIES OF TAMPA, CLEARWATER AND ST. PETERSBURG HOME TO NEARLY 4 MILLION PEOPLE.




## METROPOLITAN CITY

Tampa has so much to offer. Explore a museum, theater or art gallery, attend a sporting event, ride a rollercoaster, swim with dolphins, visit downtown or go shopping.

## BREATHTAKING BEACHES

Tampa Bay offers several award-winning beaches including Siesta Key, Fort Desoto State Park and Caledesi Island State Park.



## CONVENIENT LOCATION

Drive to Busch Gardens theme park in five minutes or to Orlando in an hour, and Miami in four. Want to explore more? Fly to New York in two hours and Los Angeles in about five.

TAMPA'S AVERAGE TEMPERATURE IS 28°C WITH 361 DAYS OF SUNSHINE A YEAR.



**TAMPA IS THE 18TH MOST AFFORDABLE CITY IN THE U.S. (FORBES, 2014)**

## THINGS TO DO IN TAMPA BAY

- Adventure Island
- Big Cat Rescue
- Busch Gardens
- Canoe Escape
- Dinosaur World
- The Florida Aquarium
- Florida Holocaust Museum
- Florida International Museum
- Glazer Children's Museum
- Honda Grand Prix
- Lowry Park Zoo
- Museum of Science & Industry (MOSI)
- Salvador Dali Museum
- Tampa Bay Times Forum
- Tampa Bay History Center
- Straz Center for the Performing Arts
- Tampa Museum of Art
- Tampa Theatre
- Ybor City
- Ybor City State Museum

## PROFESSIONAL SPORTS TEAMS IN TAMPA BAY

- Tampa Bay Buccaneers (National Football League – NFL)
- Tampa Bay Rays (Major League Baseball – MLB)
- Tampa Bay Lightning (National Hockey League – NHL)
- Tampa Bay Storm (Arena Football League – AFL)
- Tampa Bay Rowdies (Semi-Professional Soccer)
- New York Yankees Spring Training Home (Major League Baseball – MLB)

# USF FOR INTERNATIONAL STUDENTS



**FOUNDED: 1956**  
**ENROLLMENT: 47,940**  
**INTERNATIONAL STUDENTS: 2,650\***  
**NUMBER OF COUNTRIES REPRESENTED: 150+**  
**PROGRAMS OFFERED: 240+**  
**CAMPUS SIZE: MORE THAN 3 MILLION SQUARE METERS**

\*Data current as of 2013-14 academic year



**Judy Genshaft, PhD**  
President  
University of South Florida



**Ralph Wilcox, PhD**  
Provost and Executive  
Vice President  
University of South Florida

As an engaged, global university dedicated to excellence in education, research, service and outreach, USF has made a commitment to comprehensive internationalization by supporting learning experiences, such as INTO USF, that create opportunities for the exchange of people and ideas, promoting not only academic achievement but also intercultural competence and appreciation. University leadership believes wholeheartedly that building and sustaining such valuable partnerships and programs is absolutely necessary for developing the global scholars and global citizens needed to find innovative and cooperative solutions to many of humankind’s most pressing problems, from world hunger and disease to loss of biodiversity and climate change.



The University of South Florida is one of the largest public universities in the nation. At the heart of USF is a vibrant, diverse and engaged student body of nearly 48,000 students from across the United States and around the world.

### PRESTIGIOUS ACADEMICS

No matter what course of study you choose at USF, you'll experience:

- Intense academic discovery with world-class scholars and faculty
- Access to extensive resources, such as state-of-the-art labs
- Practical, hands-on application of your classroom learning in real-world settings
- Experiential learning opportunities through residential communities, 600 student organizations, competitive athletic teams and vibrant fine and performing arts programs

### RESEARCH DRIVEN

As one of the largest public universities in the nation, USF is a high-impact, global university focused on student success and groundbreaking research. USF offers a dynamic learning environment that inspires innovation, creativity and collaboration. More than 2,000 distinguished scholars, researchers and expert teachers make up the USF faculty and are focused on creating local, national and global solutions to society's most difficult problems. From the undergraduate level to doctoral status, students across numerous programs receive hands-on learning and access to cutting edge research labs.

### LIVE AND LEARN IN THE CITY

Attend a major public university and live in a metropolitan location full of opportunities and activities. USF students have access to rich professional resources as well as the numerous attractions and natural beauty of the area.

- USF has built internship partnerships with a number of Tampa businesses and organizations ranging from PricewaterhouseCoopers to Tampa General Hospital and Coca-Cola Refreshments.
- The Tampa Bay area offers several award-winning beaches and 150 city parks.



Each fall semester, USF celebrates International Fest with students from all over the world representing their home countries and sharing their cultures.

## PATHS TO USF FOR INTERNATIONAL STUDENTS

### DIRECT ENTRY

Students who meet the specified language and academic criteria may apply directly to USF. Students who do not meet these requirements are encouraged to apply to INTO USF's Pathway and English language programs.

### PATHWAY PROGRAMS

INTO USF's Undergraduate and Graduate Pathway programs are ideal for international students who need additional English language and academic preparation before continuing to a degree program at a U.S. university.

### ENGLISH LANGUAGE PROGRAMS

INTO USF's English language programs can help students acquire the English language skills for university study at USF and attain academic, professional and personal goals.

USF Received  
NAFSA's Paul Simon  
Award for Campus  
Internationalization



# USF ACADEMIC PROGRAMS

	BACHELOR'S	MASTER'S	DOCTORATE
<b>COLLEGE OF ARTS AND SCIENCES</b>			
Africana Studies	⊙		
<b>American Studies</b>	⊙	⊙	
Anthropology	⊙		
Anthropology (Applied) [MA and PhD concentrations: Archaeological and Forensic Sciences, Bio-Cultural Medical Anthropology, Cultural Resource Management, Heritage Studies]		●	●
<b>Biology [MS Concentrations: Cell Biology, Microbiology &amp; Molecular Biology; Ecology &amp; Evolution; Environmental &amp; Ecological Microbiology; Physiology &amp; Morphology]</b>	⊙	⊙	
Biomedical Sciences	⊙		
Cancer Biology			●
Cell and Molecular Biology	●		●
Chemistry [BA concentrations: Biochemistry/Biotechnology, Health Professions] [MA concentrations in: Analytical, Biochemistry, Computational, Environmental, Inorganic, Organic, Physical, Polymer] [PhD concentrations: Analytical, Biochemistry, Computational, Environmental, Inorganic, Organic, Physical, Polymer]	⊙	●	●
Classics Latin/Greek	⊙		
Communication [BA concentrations: Culture and Media, Health Communication, Organizational Communication, Performance Studies, Public Advocacy, Relational Communication]	⊙	●	●
Creative Writing [Concentrations: Fiction and Poetry]		●	
<b>Economics</b>	⊙	⊙	●
English, [BA concentrations: Literacy Studies, Creative Writing, Professional Writing, Rhetoric & Technology] [MA concentrations: Literature, Rhetoric & Composition] [PhD concentrations: Literature, Rhetoric and Composition]	⊙	●	●
Environmental Biology	⊙		
Environmental Microbiology	⊙		
Environmental Science and Policy	⊙	●	
French [BA concentration: International Studies and Business]	⊙	●	
Geography [MS concentrations: Environmental, Geographic Information Science and Spatial Relations, Human Geography]	⊙	●	
Geography and Environmental Science and Policy			●
<b>Geology</b>	⊙	⊙	●
German	⊙		
Government			●
Health Science [BS concentrations: Aging Health Studies, Biological Health Sciences, Health Information Technology, Health Management, Social and Behavioral Health Sciences]	⊙		
History [MA concentrations: American History, Ancient History, European History, Latin American History, Medieval History]	⊙	●	●
<b>Humanities [MA in Liberal Arts: Humanities or Film Studies]</b>	⊙	⊙	
Information Studies	⊙		
Integrative Biology [Concentrations: Ecology and Evolution, Environmental and Ecological Microbiology, Physiology and Morphology]			●
Interdisciplinary - Classical Civilizations	⊙		
Interdisciplinary - Natural Sciences	⊙		
Interdisciplinary - Social Sciences	⊙		
International Studies	⊙		
Italian	⊙		
Latin American, Caribbean and Latino Studies		●	
Liberal Arts [MA concentrations: Africana Studies, Film Studies, Humanities, Social and Political Thought]		●	
<b>Library and Information Science</b>		⊙	
Linguistics: English as a Second Language		●	
<b>Mass Communications</b> [BA concentrations: Advertising, Broadcast News, Broadcast-Program and Production, Journalism-Magazine, Journalism-New Editorial, Public Relations] [MA concentrations: Media Studies, Strategic Communication]	⊙	⊙	
<b>Material Science and Engineering</b>		⊙	
<b>Mathematics [MA concentration: Pure and Applied]</b> [PhD concentrations: Pure and Applied, Statistics]	⊙	⊙	●
Medical Technology	⊙		
<b>Microbiology</b>	⊙	⊙	
Philosophy [MA and PhD concentration: Philosophy and Religion]	⊙	●	●
<b>Physics [MS concentrations: Applied, Atmosphere, Atomic and Molecular, Laser, Materials, Medical, Optical, Semiconductor, Solid State]</b>	⊙	⊙	
Physics (Applied)			●
<b>Political Science</b>	⊙	⊙	
Psychology [PhD concentrations: Clinical Psychology, Cognition, Neuroscience & Social Psychology, Industrial Organizational Psychology]	⊙	●	●

	BACHELOR'S	MASTER'S	DOCTORATE
<b>COLLEGE OF ARTS AND SCIENCES CONTINUED</b>			
Public Administration (MPA)		●	
Religious Studies	⊙	●	
Russian	⊙		
Second Language Acquisition & Instructional Technology			●
Sociology [BA concentrations: Identity and Community, Inequality and Social Justice]	⊙	●	●
Spanish	⊙	●	
<b>Statistics</b>	⊙	⊙	
<b>Urban and Regional Planning</b>		⊙	
Women's and Gender Studies	⊙	●	
<b>COLLEGE OF BEHAVIORAL AND COMMUNITY SCIENCES</b>			
Aging Studies			●
Applied Behavior Analysis		●	●
Audiology (Post-Baccalaureate)		●	
Audiology			●
Aural (Re) Habilitation (Post-Baccalaureate)		●	
Behavioral Health Care [BA concentrations: Adult Community Services, Applied Behavior Analysis, Behavioral Health Research, Children's Mental Health]	⊙		
Child and Adolescent Behavioral Health [Concentrations: Developmental Disabilities, Leadership in Child and Adolescent Behavioral (ABLC), Translational Research and Evaluation, Youth & Behavioral Health]		●	
Communication Sciences and Disorders [BA concentrations: Deaf Studies, Interpreter Training, Language-Speech and Hearing] [PhD concentrations: Hearing Sciences & Audiology, Neurocommunicative Sciences, Speech-Language Sciences]	⊙		●
Criminal Justice Administration		●	
Criminology	⊙	●	●
Gerontology	⊙	●	
Long Term Care Administration	⊙		
Rehabilitation and Mental Health Counseling [Concentrations: Addictions and Substance Abuse Counseling, Marriage and Family Therapy]		●	
Social Work	⊙	●	
Speech - Language Pathology (Post-Baccalaureate)		●	
<b>COLLEGE OF BUSINESS</b>			
Accountancy [M.Acc. concentrations: Audit/Systems, Tax]		●	
Accounting	⊙		
Advertising	⊙		
<b>Business Administration (MBA) [MBA concentrations: Sport Business, Supply Chain Management]</b> [PhD concentrations: Accounting, Finance, Information Systems, Marketing]		⊙	●
Business Economics	⊙		
General Business Administration	⊙		
<b>Entrepreneurship in Applied Technologies</b>		⊙	
<b>Finance</b>	⊙	⊙	
International Business	⊙		
<b>Management</b>	⊙	⊙	
<b>Management Information Systems</b>	⊙	⊙	
<b>Marketing [BS concentration: Supply Chain Management]</b>	⊙	⊙	
Sport and Entertainment Management		●	
<b>COLLEGE OF EDUCATION</b>			
<b>Adult Education [concentration: Human Resource Development]</b>		⊙	
Autism Spectrum Disorders and Severe Intellectual Disabilities		●	
Career and Technical Education		●	
Counselor Education [MA concentrations: Career Counseling, Clinical Mental Health Counseling, School Counseling]		●	
<b>Curriculum and Instruction [MEd concentrations: Adult Education, College Student Affairs, Early Childhood Education, Educational Studies, Elementary Education, Interdisciplinary Education, Measurement and Evaluation, Middle School Education (General, English, Math, Science, and Social Studies), Secondary Education (Biology, Chemistry, English, Foreign Language, Instructional Technology, Math, Physics and Social Science), Special Education (Behavior Disorders, Gifted, Mental Retardation, Motor Disabilities)]</b>			
<b>[EDS concentrations: Adult Education, Counselor Education, Early Childhood Education, Elementary Education, Higher Education (Administration, College Teaching), Instructional Technology, Mathematics Education, Measurement and Evaluation, School Psychology, Special Education, Vocational Education]</b>		⊙	●
[PhD concentrations: Adult Education, Career and Workforce Education, Counselor Education, Early Childhood Education, Educational Psychology, Elementary Education, English Education, Higher Education – Administration, Instructional Technology, Interdisciplinary Education, Literacy Studies, Mathematics Education, Measurement and Evaluation, Science Education, Social Science Education, Secondary Education, Special Education, Teaching and Learning in the Content Area: General Education]			



This list represents the programs for the 2014-15 academic year. The most current list may be found in the Undergraduate/Graduate Catalogs online at [usf.edu/academics](http://usf.edu/academics).

⦿ A Pathway program can lead to this degree and this USF degree is available through direct entry

● This USF degree program is available through direct entry


Graduate Pathway programs leading to master's degrees are listed below in green

	BACHELOR'S	MASTER'S	DOCTORATE
<b>COLLEGE OF EDUCATION CONTINUED</b>			
Educational Leadership		●	●
Educational Program Development [EDD concentrations: Administration of Special Education, Adult Education, Elementary Education, Vocational Education]			●
Elementary Education [MA concentrations: Science and Mathematics, Elementary Curriculum]	⦿	●	
English Education	⦿	●	
Exceptional Child Education	⦿	●	
<b>Exercise Science [MA concentrations: Health and Wellness, Strength and Conditioning]</b>	⦿	⦿	
Foreign Languages Education with ESOL Endorsement [BA concentrations: French, German, Italian, Russian and Spanish]	⦿	●	
Mathematics Education	⦿	●	
Middle Grades Mathematics Education (5-9)		●	
Physical Education [BA concentration: Exercise Science]	⦿		
Reading Education		●	
School Psychology		●	●
Science Education [BA concentrations: Biology, Chemistry, Physics, Middle School Science Education]	⦿	●	
Second Language Acquisition/Instructional Technology			●
Social Sciences Education	⦿	●	
Special Education, Gifted		●	
<b>Teaching (Special Education)</b>		⦿	
<b>COLLEGE OF ENGINEERING</b>			
<b>Biomedical Engineering</b>		⦿	●
<b>Chemical Engineering</b> [PhD concentrations: Biomedical & Biotechnology, Manufacturing]	⦿	⦿	●
<b>Civil Engineering [MCE, MSCE concentrations: Engineering for International Development, Geotechnical, Interdisciplinary Transportation, Materials, Structures, Waters Resources]</b>	⦿	⦿	●
[PhD concentrations: Environmental, Geotechnical, Interdisciplinary Transportation, Materials, Structures, Transportation, Water Resources]			
<b>Computer Engineering</b>	⦿	⦿	
<b>Computer Science</b>	⦿	⦿	
Computer Science and Engineering			●
<b>Electrical Engineering</b>	⦿	⦿	●
<b>Engineering Management</b>		⦿	
<b>Engineering Science</b>			●
<b>Environmental Engineering</b> [Concentration: Engineering for International Development]		⦿	●
<b>Industrial Engineering</b> [MS Concentration: Engineering Management, Quantitative Analysis] [PhD concentrations: Engineering Management, Manufacturing systems, Quantitative Analysis]	⦿	⦿	●
<b>Information Technology</b>	⦿		
<b>Materials Science and Engineering</b>		⦿	
<b>Mechanical Engineering</b> [PhD concentration: Manufacturing]	⦿	⦿	●
<b>COLLEGE OF HOSPITALITY &amp; TECHNOLOGY LEADERSHIP</b>			
Hospitality Management	⦿	●	
<b>COLLEGE OF MARINE SCIENCE</b>			
Marine Science [MS and PhD concentrations: Biological/Chemical/Geological Oceanography, Interdisciplinary, Marine Research Assessment, Physical Oceanography]		●	●
<b>COLLEGE OF MEDICINE</b>			
Bioinformatics and Computational Biology		●	
Biotechnology		●	
Health Informatics		●	
Medical Sciences [MS concentrations: Aging and Neuroscience, Anatomy, Athletic Training, Biochemistry and Molecular Biology, Clinical and Translational Research, Health Informatics, Health Science, Interdisciplinary Medical Sciences, Medical Microbiology and Immunology, Metabolic and Nutritional Medicine, Molecular Medicine, Women's Health] [PhD concentrations: Allergy, Immunology & Infectious Diseases, Anatomy, Clinical & Translational Research, Microbiology & Immunology, Molecular Medicine, Molecular Pharmacology & Physiology, Neuroscience, Pathology & Cell Biology, Pathology & Laboratory Medicine, Pharmacology & Therapeutics, Physiology & Biophysics]		●	●
Medicine			●
Pharmacy			●
Physical Therapy			●
Physician Assistant Studies		●	
Rehabilitation Sciences [PhD concentrations: Chronic Disease, Neuromusculoskeletal Disability, Veteran's Health/Reintegration]			●

	BACHELOR'S	MASTER'S	DOCTORATE
<b>COLLEGE OF PUBLIC HEALTH</b>			
Health Administration		●	
Public Health [MPH concentrations: Accelerated Health Education, Behavioral Health, Biostatistics, Environmental Health, Epidemiology (Biostatistics, Global & Communicable Diseases, Global Health, Maternal & Child Health), Global Communicable Disease, Global Disaster Management and Humanitarian Relief, Global Health Practice, Health Care Organizations & Management, Health Policies & Programs, Health, Safety and Environment, Infection Control, Maternal & Child Health, Occupational Health, Occupational Health for Nurses, Occupational Safety, Public Health Administration, Public Health Education, Public Health Practice, Public Health Practice Program, Socio-Health Sciences, Toxicology and Risk Assessment]	⦿	●	●
[MSPH concentrations: Behavioral Health, Biostatistics, Environmental Health, Epidemiology, Industrial Hygiene, Maternal & Child Health, Occupational Health, Occupational Medicine Residency, Occupational Safety, Public Health Education, Socio-Health Sciences, Toxicology and Risk Assessment, Global Communicable Disease, International Public Health Research, Policy and Planning]			
[PhD concentrations: Biostatistics, Community & Family Health, Environmental Health, Environmental & Occupational Health, Epidemiology, Global Communicable Disease, Health Services Research, Industrial Hygiene, Occupational Health for Professionals, Toxicology and Risk Assessment]			
<b>COLLEGE OF NURSING</b>			
Nursing Science			●
Nursing/Registered Nurse [MS concentrations: Adult-Gerontology Primary Care Nursing, Clinical Nurse Leader, Family Health Nursing, Nurse Anesthesia, Nursing Education, Pediatric Health Nursing, Psychiatric-Mental Health Nursing] [PhD concentrations: Adult-Gerontology Acute Care, Adult-Gerontology Primary Care, Dual Occupational Health/Adult-Gerontology, Dual Oncology/Adult-Gerontology Primary Care, Family Health, Pediatric Health]	⦿	●	●
<b>COLLEGE OF THE ARTS</b>			
<b>Architecture</b>		⦿	
Art		●	
Art History	⦿	●	
Dance [BFA concentrations: Ballet, Modern Dance] [BA concentration in: Dance Studies]	⦿		
<b>Music</b> [BM concentrations: Performance, Acoustic, Electric Composition, Jazz Studies] [MM concentrations: Chamber Music, Choral Conducting, Composition, Electro-Acoustic Music, Instrumental Conducting, Jazz Composition, Jazz Performance, Performance, Piano Pedagogy, Theory]	⦿	⦿	●
Music Education	⦿	●	
Music Studies	⦿		
<b>Studio Art [Areas of study: Painting, Drawing, Printmaking, Sculpture, Ceramics, Installation, Performance, Photography, Electronic and Digital Media and Video]</b>	⦿	⦿	
Theatre [BA concentrations: Design, Performance and Arts]	⦿		
<b>Urban and Community Design</b>		⦿	
<b>UNDERGRADUATE STUDIES</b>			
Applied Science [Concentrations: Behavioral Healthcare, Criminal Justice, Deaf Studies, Environmental Policy & Management, Gerontology, Information Studies: Information Architecture, Information Technology, Leadership Studies, Public Administration, Public Health, Urban Studies]	⦿		
General Studies [BGS concentrations: Behavioral Healthcare, Business, Criminal Justice, Environmental Policy & Management, Gerontology, Information Studies: Information Architecture, Information Technology, Leadership Studies, Public Administration, Public Health, Urban Studies, Women's & Gender Studies]	⦿		
<b>COLLEGE OF GRADUATE STUDIES</b>			
Cybersecurity		●	
<b>COLLEGE OF GLOBAL SUSTAINABILITY</b>			
<b>Global Sustainability [MA concentrations: Entrepreneurship, Sustainable Energy, Sustainable Tourism, Water]</b>		⦿	
<b>HONORS COLLEGE</b>			
Individualized Interdisciplinary Honors Research/Comparative Studies	⦿		

# UNIVERSITY COLLEGES

## COLLEGE OF BUSINESS



VISIT > [business.usf.edu](https://business.usf.edu)

### ABOUT THE COLLEGE

Our rigorous curriculum is taught by faculty who practice what they teach. We provide meaningful learning opportunities and deliver relevant knowledge to our students so that they can see how it connects with their lives. USF builds relationships with high-profile employers seeking to hire our business graduates. Students are selected for highly competitive internships at companies such as PricewaterhouseCoopers, JPMorgan Chase, Raymond James and T. Rowe Price. Recent graduates received job offers from prestigious national firms such as Microsoft, Goldman Sachs, the Florida Institute of CPAs and Nielsen.

### ACCREDITATION

The College is dually-accredited by the Association for the Advancement of Collegiate Schools of Business (AACSB), the world's oldest global accrediting body for business schools that offer undergraduate, master's and doctoral degrees in business and accounting. Less than 5% of the world's business schools (672 business schools in 44 countries and territories) are accredited by AACSB. USF is one of just 178 institutions worldwide certified for quality in both overall business and accounting programs.

## COLLEGE OF ENGINEERING



VISIT > [eng.usf.edu](https://eng.usf.edu)

### ABOUT THE COLLEGE

The College of Engineering offers programs that prepare students for a broad spectrum of professional careers in engineering. With world-class faculty dedicated to student success and hands-on research, USF is the ideal place to pursue a professional engineering education. Our graduates are employed at companies including NASA Goddard Space Center, NASA Jet Propulsion Lab, U.S. Food & Drug Administration (FDA), Proctor & Gamble, Lockheed Martin, Boeing, IBM, Intel, Microsoft and many more prestigious companies. Our graduates are also teaching in positions at top-ranked universities.

### ACCREDITATION

The USF Bachelor of Science degree programs in Chemical, Civil, Computer Electrical, Industrial and Mechanical Engineering are accredited by the Accreditation Board of Engineering and Technology (ABET). The Bachelor of Science degree program in Computer Science is accredited by the Computing Accreditation Commission of ABET.

## COLLEGE OF EDUCATION



VISIT > [coedu.usf.edu](https://coedu.usf.edu)

### ABOUT THE COLLEGE

The USF College of Education (COEDU) is committed to preparing the next generation of educators, scholars and educational leaders for pre-kindergarten through 12th grade as well as higher education through undergraduate and graduate degree programs. The 9th largest public College of Education in the nation, USF COEDU has consistently graduated either the largest or second largest number of educators in the state of Florida throughout the last 10 years. Graduates of the College go on to become educators, scholars and leaders serving the community and improving education outcomes in their fields.

### ACCREDITATION

The College is accredited by the National Council for Accreditation of Teacher Education (NCATE) and other accrediting bodies.

## COLLEGE OF ARTS AND SCIENCES



VISIT > [cas.usf.edu](https://cas.usf.edu)

### ABOUT THE COLLEGE

The College of Arts and Sciences prepares students for successful personal and professional lives. By conducting innovative interdisciplinary research and scholarship, we advance knowledge in ways that prepare students to address vexing social problems and enhance quality of life for people and communities.

### ACCREDITATION

All programs within the 23 departments in the College of Arts and Sciences are housed under the university's Southern Association of Colleges and Schools accreditation. In addition, the college has special accreditation by the American Library Association as well as the National Association of Schools of Public Affairs and Administration for the master's degree in public administration.

# OTHER UNIVERSITY COLLEGES



VISIT > [arts.usf.edu](http://arts.usf.edu)

## COLLEGE OF THE ARTS

We are continually developing as a distinguished metropolitan-based center for learning and research in the arts, preparing tomorrow's artists, scholars, and arts leaders as they explore new forms of artistic expression and examine contemporary perspectives within the arts. The USF School of Fine Arts is ranked in the top 75 graduate schools by *U.S. News & World Report*.



VISIT > [cbcs.usf.edu](http://cbcs.usf.edu)

## COLLEGE OF BEHAVIORAL AND COMMUNITY SCIENCES

We are breaking new ground by combining knowledge gained through the behavioral sciences with that from the community. Our emphasis on behavioral science reflects a focus on individuals, emphasizing behavioral research that examines problems and challenges, as well as the need for clinical and supportive services.



VISIT > [psgs.usf.edu](http://psgs.usf.edu)

## PATEL COLLEGE OF GLOBAL SUSTAINABILITY

We foster sustainable urban communities and environments. Our research generates innovations and new knowledge that will help cities around the world, including those in developing countries, reduce their ecological footprint while improving their form and function to make them healthier, more livable and more resilient.



VISIT > [marine.usf.edu](http://marine.usf.edu)

## COLLEGE OF MARINE SCIENCES

We are located on the beautiful waterfront of Tampa Bay adjacent to the USF St. Petersburg campus. The College is focused on interdisciplinary research in marine science and seeks to build new interdisciplinary research teams in collaboration with our local marine science research partners, including the Florida Fish and Wildlife Research Institute, Florida Institute of Oceanography, and National Estuary Program, among others.



VISIT > [health.usf.edu/medicine](http://health.usf.edu/medicine)

## COLLEGE OF MEDICINE

We play a leading role in changing how medical schools teach physicians of the future. Fully accredited by the Liaison Committee for Medical Education, the College awards doctorates in Medicine (MD), and through its School of Biomedical Sciences, PhD and MS degrees in Medical Sciences. USF's new SELECT MD program, in partnership with Lehigh Valley Health Network, focuses on emotional intelligence and leadership development.



VISIT > [health.usf.edu/nursing](http://health.usf.edu/nursing)

## COLLEGE OF NURSING

We are committed to improving the health and well-being of all people by anticipating and responding to changing professional, social, technical and economic demands. USF's affiliations with area hospitals, including Tampa General, H. Lee Moffitt Cancer Center and Shriners Children's Hospital, make it the center of the region's medical research. Nursing students will have opportunities for clinical experiences in specialized areas such as pediatrics and gerontology.



VISIT > [health.usf.edu/publichealth](http://health.usf.edu/publichealth)

## COLLEGE OF PUBLIC HEALTH

We are fully accredited by the Council on Education for Public Health (CEPH) and have graduated more than 4,250 students. More than 170 faculty provide education, research and service impacting local, state, national and global public health. The curriculum features cooperative learning, research, problem solving, and field experience so that faculty and students together contribute to pursuits essential to the health of human society.



VISIT > [health.usf.edu/pharmacy](http://health.usf.edu/pharmacy)

## COLLEGE OF PHARMACY

We are well positioned to become a leader in pharmacy education. The inter-professional education culture, research prowess, and existing clinical resources currently in place at USF Health provide a launching pad for the program. The college develops outstanding pharmacists that provide educational, preventive, and therapeutic pharmaceutical care services to patients, communities, and health care providers.



VISIT > [usfsm.edu/chtl](http://usfsm.edu/chtl)

## COLLEGE OF HOSPITALITY AND TECHNOLOGY LEADERSHIP

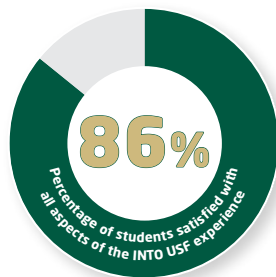
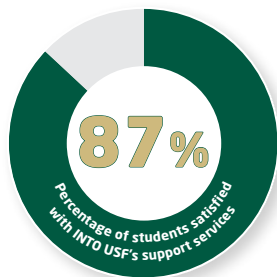
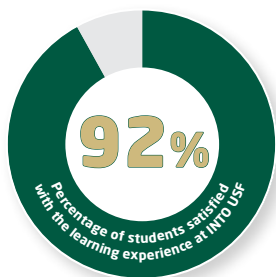
Located at USF Sarasota-Manatee, we offer a BS and MS Degree in Hospitality Management. The program will educate students to use strategic development techniques in a variety of private, public and institutional sectors of hospitality environments. Graduates of this program will go on to play a vital role in addressing the challenges in the hospitality industry.

# INTO UNIVERSITY OF SOUTH FLORIDA



>Welcome to Bulls country! At the University of South Florida, we offer a friendly campus community that embraces diversity. INTO USF offers students a phenomenal range of academic programs and outstanding support services. Whatever your academic, professional or personal goals, our team is dedicated to helping you make new friends, strengthen your language skills and expand your academic knowledge, while you quickly become comfortable in your new home. We look forward to welcoming you to INTO USF! "

**Glen Besterfield, PhD**  
Center Director, INTO USF



## WELCOME TO INTO USF!

At INTO USF, international students join a supportive community that is committed to helping you integrate with ease into American university life while preparing for your degree studies. As a student enrolled in an INTO USF program, you will have all the benefits and experiences of campus life. Living and learning in the heart of the USF Tampa campus, you will develop friendships with American and international students and have access to all of the academic, social and cultural resources and activities at the University of South Florida.

## INTO USF FACILITIES

Successful students invest in their education, and INTO USF provides the best learning experience in return. Highly-qualified university instructors, facilities equipped with the latest technology, small classes, personalized support services, social activities and a welcoming university community all contribute to the rich campus experience you'll have at the University of South Florida. Other facilities include:

- Wireless Internet throughout the center
- Learning Resource Center and multimedia classrooms
- Computer labs and multi-purpose classrooms
- Lounge areas for teacher-student meetings, study groups and relaxing
- Personalized support services 24 hours a day, including emergency assistance
- Small classes that allow for maximum student-teacher interaction
- Close proximity to all campus classrooms, residence halls, recreational facilities and restaurants/dining halls

## OUR MISSION

**INTO USF supports the university's mission to increase global literacy and engagement by providing a rigorous and supportive learning environment where international students can succeed in achieving their academic, professional and personal goals, while becoming global leaders and citizens.**

## THE INTO USF ADVANTAGE

Since welcoming our first cohort in August 2010, INTO USF has helped nearly 3,000 international students from more than 60 countries improve their academic and English language skills. While on campus, students can enjoy full access to all university resources, services and facilities. Students receive personalized TOEFL, IELTS, GRE and GMAT test preparation while enrolled in small classes and earn academic credits that apply toward USF degree programs. At INTO USF, students are located in one of the most beautiful cities in the United States and are taught the professional and personal skills needed to adapt to the educational, social and cultural norms of an American university.

## PATHWAY PROGRAMS

INTO USF offers academic Pathway programs designed to prepare students to progress with confidence to University of South Florida undergraduate and graduate degree programs. Learn more about Pathway programs on pages 18-51.

## ENGLISH LANGUAGE PROGRAM

INTO USF offers English language programs that build upon students' current skills to help meet their academic, professional, and personal goals. Learn more about English Language Programs on pages 52-57.

**VISIT** > [www.intohigher.com/usf](http://www.intohigher.com/usf)

## KEY CENTER FACTS:

- Established in 2010
- First cohort in August 2010
- Number of students in fall 2013 cohort: 700+
- Countries represented in fall 2013 cohort: 60+
- Number of teaching staff: 50+
- Number of computers: 75+
- Number of classrooms: 25

## PROGRAMS OFFERED

### Undergraduate Pathway Programs

- Business
- Engineering
- Computer Science/Engineering
- Natural and Health Sciences
- Education
- Liberal Arts
- Visual and Performing Arts
- Hospitality Management

### Graduate Pathway Programs

#### College of Arts and Sciences

- Biology
- Economics
- Geology
- Humanities, Film Studies, American Studies
- Library and Information Science
- Mass Communications
- Mathematics
- Microbiology
- Physics
- Political Science
- Statistics
- Urban and Regional Planning

#### College of Business

- Business Administration (MBA)
- Entrepreneurship
- Finance
- Management
- Management Information Systems
- Marketing

#### College of Education

- Adult Education
- Exercise Sciences
- Instructional Technology
- TESOL
- Teaching (Special Education)

#### College of Engineering

- Biomedical Engineering
- Chemical Engineering
- Civil Engineering
- Computer Engineering
- Computer Science
- Electrical Engineering
- Engineering Management
- Environmental Engineering
- Industrial Engineering
- Material Science and Engineering
- Mechanical Engineering

#### Patel College of Global Sustainability

- Global Sustainability

#### College of The Arts

- Architecture
- Music
- Studio Art (MFA)
- Urban and Community Design

#### English Language Program

- Academic English
- General English
- College Year Abroad
- Study Abroad with English

#### Special Programs

- Summer Youth English Experience

# UNDERGRADUATE

STUDENTS  
STARTING IN  
FALL 2013 HAD  
AN AVERAGE  
HIGH SCHOOL  
GPA OF 4.0



## STATE-OF-THE-ART FACILITIES

From our new multi-screen gaming center, to sophisticated labs in our new Interdisciplinary Sciences building, to the Steinway pianos in the new School of Music, USF boasts exceptional facilities.

## BECOME A GLOBAL CITIZEN

Enjoy USF's international flavor, created by our culturally diverse students, faculty and research partners. As you interact, you'll gain new perspectives about yourself and the world.



## NOT SURE WHAT TO STUDY?

Thinking about business, maybe politics? Don't worry. USF offers 90 bachelor's degree options, and you can change your degree once you arrive.

## DYNAMIC RESEARCH

As a top 50 public research institution, USF is a research powerhouse. Students are encouraged to pursue interdisciplinary research opportunities as early as their freshman year.



## OUTSTANDING VALUE

USF offers one of the lowest tuition rates in the United States, plus scholarships for international students. Students also have access to career enhancing internships with some of the city's top companies.



## THE HONORS COLLEGE

### WHAT IS THE HONORS COLLEGE?

The Honors College provides academically advanced students with new challenges and alternative approaches to learning presented by some of the university's best faculty. Students in the Honors College have the unique opportunity to engage in research, scholarship or creative activity as an undergraduate, compete for the very best jobs in the public and private sectors, vie for competitive national awards, and be distinguished from others when applying to top-ranked graduate and professional schools.

### WHAT DOES IT FEATURE?

- Challenging and creative curricula for motivated students of all majors
- Small classes (15 to 20 students) that encourage interaction among students and USF's top faculty
- Opportunities to work on campus with faculty involved in cutting-edge research
- Participate in international study and honors conferences across the country
- An honors distinction on transcripts and diplomas and special recognition at graduation
- Priority registration for classes each semester

### HOW AM I ELIGIBLE?

- First-year students must have a 3.8 GPA and a SAT minimum score of 1300 (CR & Math) or an ACT score of 29.
- Transfer students must have a 3.5 GPA based on 45 university credit hours and completed two full semesters of coursework as a degree-seeking student.
- INTO students are eligible for the Honors College with the same requirements as a transfer student.

VISIT [honors.usf.edu](https://honors.usf.edu)

# UNDERGRADUATE DIRECT ENTRY

USF provides “direct” admission to the University for international first-year and transfer students. Admission decisions are made on a rolling basis and scholarships are available for international students. USF is competitive and meeting the minimum admission requirements does not guarantee admission.

1

## SEE WHY USF IS A GREAT CHOICE

Explore our website:

[www.usf.edu/admissions/international](http://www.usf.edu/admissions/international)

2

## MEET THE UNIVERSITY ENTRY REQUIREMENTS

### Freshman Students

- Grade Point Average (GPA) of 3.0 or higher on a 4.0 scale or equivalent
- Test score requirements:

SAT		OR	ACT	
Minimum Total*	1000		Minimum Total**	≥ 21
Critical Reading	≥ 460		Reading	≥ 19
Quantitative	≥ 460		Mathematics	≥ 19
Writing	≥ 440		English/Writing	≥ 18

\*Critical Reading and Quantitative only

\*\*Reading and Mathematics only

- Applicants who score higher than the minimum SAT or ACT score will be able to waive the TOEFL/IELTS/PTEA requirement or when English is the medium of instruction.
- Applicants who score lower than the minimum on Reading and/or Writing sections may still be considered for admission, provided they submit a passing TOEFL (minimum 79+ iBT), IELTS (6.5+), or PTEA (53+) score.
- English language requirements (if required):

TOEFL	OR	IELTS	OR	PTEA
≥ 79 iBT		6.5+		53+

All tests must be taken within the last two years

3

## APPLY FOR ADMISSION

VISIT > [www.usf.edu/apply](http://www.usf.edu/apply)

- Complete and submit the online application
- Pay the non-refundable \$30 application fee

## MEET UNIVERSITY DEADLINES

SEMESTER	FIRST DAY OF CLASSES	APPLICATION DEADLINE
FALL 2015*	August 24, 2015	June 1, 2015
SPRING 2016	January 11, 2016	October 1, 2015
SUMMER 2016	May 16, 2016	March 1, 2016

\* Transfer application deadline is June 1, 2015. (Recommended time to apply is 6-9 months in advance of desired start date.)

4

## UPLOAD DOCUMENTS

- Upload transcripts and/or test scores from all secondary and post-secondary institutions attended. Alternatively, transcripts and/or test scores may be submitted by your high school counselor or registrar via email.
- Final official transcripts must be sent in hard copy to USF by post in a sealed envelope issued by the secondary institution or exam board by the time you enroll for classes at USF.
- Documents issued in languages other than English must be accompanied by a certified English translation.
- A copy of your passport.



5

## SUBMIT IMMIGRATION DOCUMENTS

- A financial statement that shows funding support based on the estimated cost of attendance for one academic year or two semesters.
- A USF Affidavit of Support.
- For maximum access to scholarships, students should upload these immigration documents immediately following the application to expedite the process and ensure the I-20 is received earlier.

VISIT > [www.global.usf.edu/is/pro-admission\\_cost.php](http://www.global.usf.edu/is/pro-admission_cost.php)

6

## CHECK YOUR APPLICATION STATUS

Processing times vary. Check your application status often to ensure requested documents have been received and no additional information is needed.

VISIT > [www.usf.edu/admissions/contact-us/status.aspx](http://www.usf.edu/admissions/contact-us/status.aspx)

7

## ADMISSION TO USF

If admitted to USF, you will receive:

- Electronic notification of your admission.
- An acceptance packet containing your official USF letter of admission and information explaining how to enroll at USF.
- A USF I-20 (F-1 visa) or DS-2019 (J-1 visa).





Apply today and become a part of the USF community and join students from all over the world.

## KEY PROGRAM FACTS: Undergraduate Direct Entry

### START DATES

Fall: August 24, 2015  
Spring: January 11, 2016  
Summer: May 16, 2016

### ADMISSION REQUIREMENTS

#### First-Year Students

- High school diploma with a minimum 3.0 out of 4.0 GPA equivalency (GPA for secondary study records will be calculated by the USF Office of International Admissions)
- Minimum post-secondary GPA of 2.5 (if applicable; calculated by the USF Office of International Admissions)
- SAT scores of 460 or better on the Critical Reading and Quantitative sections and 440 or better on the Writing section; or ACT scores of ACT Reading=19, ACT Mathematics=19, ACT English/Writing=18

#### Transfer Students (less than 60 credits)

- High school diploma with a minimum 3.0 out of 4.0 GPA equivalency (GPA for secondary study records will be calculated by the USF Office of International Admissions)
- Minimum post-secondary GPA of 2.5
- SAT scores of 460 or better on the Critical Reading and Quantitative sections and 440 or better on the Writing section; or ACT scores of ACT Reading=19, ACT Mathematics=19, ACT English/Writing=18
- Successful completion of 67 percent of all post-secondary credit hours attempted

#### Transfer Students (60 or more credits)

- Minimum post-secondary GPA of 2.5 out of 4.0 (certain selective majors may require a higher GPA)
- Successful completion of 67 percent of all post-secondary credit hours attempted

### ENGLISH LANGUAGE ENTRY REQUIREMENTS

- TOEFL of 79+ iBT or IELTS 6.5+ within last 2 years or PTEA 53+ **OR**
- Completion of INTO USF Academic English Level 5
- Completion of the equivalent of USF English Composition I & II (ENG 1101 & 1102)

### HOUSING REQUIREMENT

All undergraduate students, admitted as a first-year freshman student, are required to live in on-campus university housing during their first year. Exemptions granted if age 21 or over, married, or living with parents.

TERM START	REQUIRED
Fall Start	Fall, Spring
Spring Start	Spring
Summer Start	Summer, Fall, Spring

## ACADEMIC AND ENGLISH TESTING SCORE CODES FOR USF

- SAT 5828
- TOEFL 5828
- ACT 0761
- IELTS-DIRECT

8

### CONFIRM YOUR PLACE

Submit your \$200 non-refundable deposit to confirm your enrollment and secure your place, which will apply toward tuition.

9

### DOCUMENT SUBMISSION FOR ADMITTED STUDENTS

All application documentation (original transcripts and financial statements, etc.) must be sent to:

University of South Florida  
Office of International Admissions  
4202 E. Fowler Avenue, BEH 236  
Tampa, FL 33620-6900  
USA

Phone: +1 813-974-8884  
Fax: +1 813-974-9689  
Email: [international@usf.edu](mailto:international@usf.edu)



## CREDIT-BY-EXAM

USF recognizes the achievement of AP, AS, A Levels, IB, German Abitur, CAPE, CLEP, DANTEs, Excelsior and GAC scholars. You may be eligible for advanced academic standing and scholarships, and can receive transfer credit for the exams, courses and subjects you have taken.

**VISIT** [www.ugs.usf.edu/student/crbyexam/exams.cfm](http://www.ugs.usf.edu/student/crbyexam/exams.cfm)

## NEXT STEPS ONCE YOU'RE ADMITTED:

Your International Admissions Advisors will help you through the final steps to enroll.

Activate your NetID:

[www.netid.usf.edu/una/?display=activate](http://www.netid.usf.edu/una/?display=activate)

Submit insurance and immunization forms:

[www.shs.usf.edu/forms.aspx](http://www.shs.usf.edu/forms.aspx)

Reserve housing:

[www.housing.usf.edu/apply](http://www.housing.usf.edu/apply)

Select meal plan:

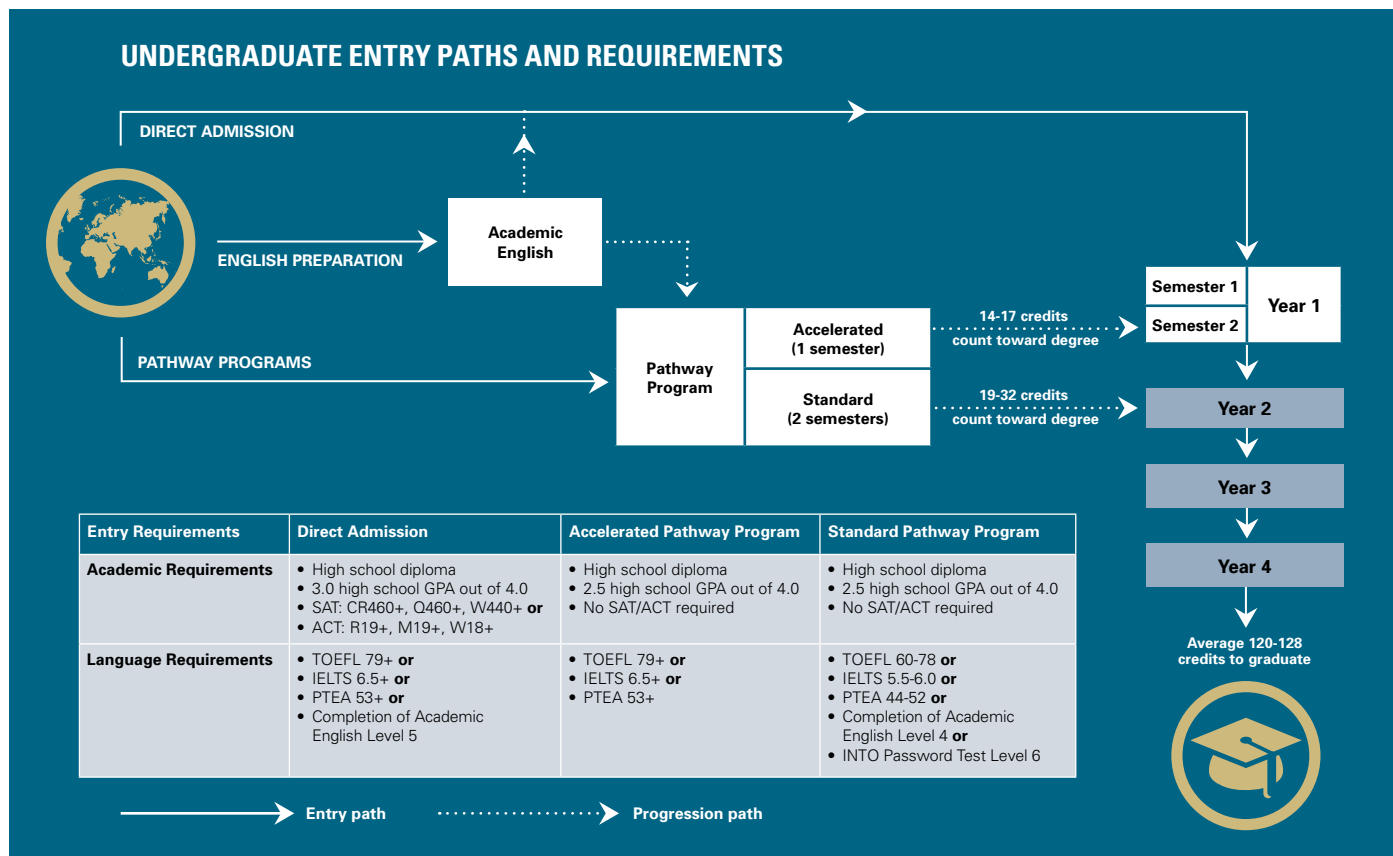
[www.campusdish.com/en-US/CSS/UnivSouthFlorida](http://www.campusdish.com/en-US/CSS/UnivSouthFlorida)

Attend orientation:

[www.usf.edu/orientation/international/](http://www.usf.edu/orientation/international/)



# UNDERGRADUATE PATHWAY PROGRAMS



## WHAT IS THE UNDERGRADUATE PATHWAY PROGRAM?

INTO University of South Florida’s Undergraduate Pathway programs combine intensive English language study, academic skills development and academic coursework in a customized program designed to move students successfully through the first semester or first year of a four-year degree program.

## WHAT ARE THE BENEFITS?

Pathway students receive the highest level of support during their transition abroad, making it an ideal choice for international students who are driven to achieve high academic goals. Other benefits include:

- Guaranteed progression to the second semester or second year of a USF undergraduate program (subject to successful completion of a Pathway program)
- Integration with domestic and international students
- Full access to all university facilities and amenities
- All Undergraduate Pathway courses are USF credit-earning courses
- Classrooms and accommodations located in the heart of campus
- Highest levels of personal care and support
- Individual supplemental tutoring for any subject
- Highly-trained and experienced instructors
- Academic advising throughout the program



“ At INTO USF, they helped me to adapt to the American style of education and they were always there for me. Classes are bigger here than in France, but the teachers are always ready to help. Even though they have many students, they are always there for you. I’m very glad that I came here; it’s a great experience. ”

**Vincent Courant, France**  
Undergraduate Pathway in Science

## PROGRAM STRUCTURE

The academic courses included in the Undergraduate Pathway programs are chosen to integrate undergraduate core courses in math, science, general education, writing, and other academic subjects required of all U.S. and international students. From the first day of classes, INTO USF Pathway students study alongside domestic students in some courses. Pathway students also receive intensive English language instruction and academic skills development.

## WHAT SKILLS WILL STUDENTS GAIN?

At the end of their Pathway program, students should be able to:

- Interact comfortably in a U.S. classroom with professors and fellow students
- Understand U.S. values in an academic setting
- Express their spoken and written ideas accurately and effectively in English
- Write research papers with proper use of citations and references
- Use the Internet and USF library databases to conduct academic research
- Read, understand and critically evaluate academic texts
- Take useful and accurate notes in academic lectures and presentations
- Develop and deliver oral presentations

## SUMMER COURSES

Upon meeting Pathway progression requirements after the spring semester, students have the option of taking further courses in the summer semester in order to strengthen the start of their second year of academic study, or simply accelerate time to graduation.

## ENGINEERING AND COMPUTER SCIENCE/ENGINEERING PATHWAYS

Engineering and Computer Science/Engineering Pathway students are encouraged to enroll in at least one summer semester to stay on track to graduate in four years. Due to the course requirements in computing and engineering, only a portion of the credits earned in the Pathway program are applicable toward the degree program. Undergraduate Pathway students are encouraged to enroll in the summer semester to extend their access to USF academic support services to maximize their language and academic skills before enrolling in future classes.

## TRANSFER ELIGIBILITY

If students have completed more than a year of full-time university-level study prior to applying to INTO USF, they are ineligible for INTO USF Pathway programs. Students may be eligible for conditional or direct admission to a University of South Florida degree program as a transfer student.

Credit amounts vary by educational system, so each student is considered on a case-by-case basis. Students are encouraged to apply for INTO USF Pathway programs, then INTO USF will determine if the number of university-level credits the student is currently enrolled in has exceeded the INTO Pathway limit of 30 credit hours. If the number of credits does exceed the limit, we will inform the student of his/her potential eligibility for direct or conditional admission to the University of South Florida and offer our assistance guiding the student through this process.

**88% OF INTO USF UNDERGRADUATE PATHWAY STUDENTS QUALIFIED FOR PROGRESSION TO A USF DEGREE PROGRAM**



During the undergraduate Pathway program, students receive hands-on help in small classroom settings to help them succeed during the first semester or first year of university.

### KEY PROGRAM FACTS: Undergraduate Pathway Programs

#### UNDERGRADUATE PATHWAYS

- Business
- Computer Science/Engineering
- Education
- Engineering
- Hospitality Management
- Liberal Arts
- Natural and Health Sciences
- Visual and Performing Arts

#### START DATES

- Fall: August 19, 2015
- Spring: January 6, 2016
- Summer: May 11, 2016

#### PROGRAM DURATION

- Standard Pathway is 2 semesters (9 months)
- Accelerated Pathway is 1 semester (4 months)

#### ENTRY REQUIREMENTS STANDARD PATHWAY (2 SEMESTERS)

- High school diploma with a 2.5 out of 4.0 GPA
- Language requirement:
  - TOEFL iBT 60-78 · IELTS 5.5-6.0
  - Completion of Academic English Level 4
  - INTO Password Test Level 6

#### ENTRY REQUIREMENTS ACCELERATED PATHWAY (1 SEMESTER)

- High school diploma with a 2.5 out of 4.0 GPA
- Language requirement:
  - TOEFL iBT 79+ · IELTS 6.5+

#### MATHEMATICS TESTING

- All undergraduate students will be tested for mathematics placement during orientation. Pathway classes may differ slightly from listings if students do not score the minimums needed for each class.

#### AGE REQUIREMENT

- 17 years and above

#### PROGRESSION REQUIREMENTS TO USF

- 2.5 out of 4.0 USF GPA
- No "U" grade in a class
- No Incomplete or Withdraw grades
- Grade of "C" or better in all classes
- Student is fully admitted to USF provided successful completion of provisional admission criteria at the end of the Pathway
- SAT or ACT on record, but no minimum scores required

#### HOUSING REQUIREMENT

- All Undergraduate Pathway students are required to live in on-campus university housing and purchase a meal plan during their first year.

TERM START	REQUIRED HOUSING
Fall Start	Fall, Spring
Spring Start	Spring
Summer Start	Summer, Fall, Spring

UNDERGRADUATE

# PROGRESSION ROUTES TO USF

Progression to the following undergraduate degrees is assured upon successful completion of an Undergraduate Pathway.

Business Pathway	
COLLEGE OF BUSINESS	DEGREE
• Accounting	BA, BS
• Advertising	BA, BS
• Business Economics	BA, BS
• Finance	BA, BS
• General Business Administration	BA, BS
• International Business Management	BA, BS
• Management Information Systems	BA, BS
• Marketing	BA, BS
• Management and Organization	BA, BS
COLLEGE OF ARTS AND SCIENCES	DEGREE
• Economics	BA, BS

Engineering Pathway	
COLLEGE OF ENGINEERING	DEGREE
• Chemical Engineering	BS
• Civil Engineering	BS
• Computer Engineering	BS
• Electrical Engineering	BS
• Industrial Engineering	BS
• Mechanical Engineering	BS

Computing Pathway	
COLLEGE OF ENGINEERING	DEGREE
• Computer Science	BS

Natural and Health Sciences Pathway	
COLLEGE OF ARTS AND SCIENCES	DEGREE
• Biology	BS
• Biomedical Sciences	BS
• Chemistry	BA, BS
• Environmental Science and Policy	BS
• Geology	BA, BS
• Interdisciplinary Natural Sciences	BS
• Marine Biology	BS
• Mathematics, General	BA
• Medical Technology	BS
• Microbiology	BS
• Physics	BA, BS
• Statistics	BS
COLLEGE OF NURSING	DEGREE
• Nursing/Registered Nurse	BS
COLLEGE OF PUBLIC HEALTH	DEGREE
• Public Health	BS
• Health Sciences	BS
• Behavioral Healthcare	BS

Liberal Arts Pathway	
COLLEGE OF ARTS AND SCIENCES	DEGREE
• Africana Studies	BA
• American Studies	BA
• Anthropology	BA
• Classics	BA
• Communication:	BA
Culture and Media	
Health Communication	
Organizational Communication	
Performance Studies	
Public Advocacy	
Relational Communication	
• English:	BA
Creative Writing	
English and American Literature	
Professional and Technical Writing	
• Environmental Science and Policy	BS
• Geography	BA
• Geology	BA, BS
• History	BA
• Humanities	BA
• Information Studies	BS
• Interdisciplinary Social Sciences	BA
• International Studies	BA
• Liberal Studies	BA
• Mass Communications:	BA
Advertising	
Journalism/Magazine Production	
News	
News Editorial	
Programming and Production	
Public Relations	
• Philosophy	BA
• Political Science	BA
• Psychology	BA
• Religious Studies	BA
• Sociology	BA
• Women and Gender Studies	BA
• World Languages:	BA
French	
French International Studies & Business	
German	
Interdisciplinary Classical Civilizations	
Italian	
Russian	
Spanish	
Spanish International Studies & Business	

Liberal Arts Pathway (continued)	
COLLEGE OF BEHAVIORAL AND COMMUNITY SCIENCES	DEGREE
• Interdisciplinary Social Studies:	BS
Criminology	BA
Gerontology	BA
Long-Term Care Administration	BS
Social Work	BSW
Speech Pathology and Audiology	BA

Undergraduate Studies	
COLLEGE OF BEHAVIORAL AND COMMUNITY SCIENCES	DEGREE
• Applied Science	BS
• General Studies	BS

Education Pathway	
COLLEGE OF EDUCATION	DEGREE
• Education:	BA, BS
Early Childhood	
Elementary	
English	
Exceptional Student	
Exercise Science	
Foreign Language	
Mathematics	
Physical	
Science	
Social Sciences	

Visual and Performing Arts Pathway	
COLLEGE OF THE ARTS: SCHOOL OF ARCHITECTURE AND COMMUNITY DESIGN	DEGREE
• No bachelor's degree is offered through SACD, however a Master's of Architecture program is available for students without a degree in Architecture.	

COLLEGE OF THE ARTS: SCHOOL OF ART AND ART HISTORY	
	DEGREE
• Art History	BA
• Studio Art	BA, BFA

COLLEGE OF THE ARTS: SCHOOL OF MUSIC	
	DEGREE
• Jazz Studies	BM
• Music Composition	BM
• Music Education	BS
• Music Performance	BM
• Music Studies	BA

COLLEGE OF THE ARTS: SCHOOL OF THEATRE AND DANCE	
	DEGREE
• Dance Performance	BFA
• Dance Studies	BA
• Theatre Arts	BA
• Theatre Design	BA, BFA
• Theatre Performance	BA

Hospitality Management Pathway	
COLLEGE OF HOSPITALITY & TECHNOLOGY LEADERSHIP	DEGREE
• Hospitality Management	BA



USF's Tampa campus spans more than 3 million square meters, housing more than 270 buildings, numerous athletic facilities, an outdoor running trail, more than 25 dining locations, and much more.

# UNDERGRADUATE PATHWAY PROGRAMS

## BUSINESS

STANDARD PATHWAY - TWO SEMESTERS		DEGREE PROGRAM COMPONENTS			PROGRAM INFORMATION
<b>START DATES</b> <ul style="list-style-type: none"> <li>Fall: August 19, 2015</li> <li>Spring: January 6, 2016</li> <li>Summer: May 11, 2016</li> </ul>		<ul style="list-style-type: none"> <li>120 credit hour program</li> <li>30 credit hours apply from Pathway</li> <li>90 credit hours remaining toward degree</li> </ul>			
<b>STANDARD PATHWAY ENTRY REQUIREMENTS</b> <ul style="list-style-type: none"> <li>High school diploma with a 2.5 GPA out of 4.0</li> <li>Language requirement:                             <ul style="list-style-type: none"> <li>TOEFL iBT 60-78 · IELTS 5.5-6.0 · PTEA 44-52</li> <li>Completion of Academic English Level 4</li> <li>INTO Password Test Level 6</li> </ul> </li> </ul>		<b>SEMESTER 1</b>	<b>COURSE TITLE</b>	<b>CREDIT HOURS</b>	<b>PROGRESSION REQUIREMENTS</b> <ul style="list-style-type: none"> <li>2.5+ USF GPA</li> <li>No "U" grade in a class</li> <li>No "W" or "I" grade in a class</li> <li>Grade of "C" or better in all classes</li> <li>Student is fully admitted to USF provided successful completion of provisional admission criteria at the end of the Pathway</li> <li>SAT or ACT on record but no minimum scores required</li> </ul> <b>NOTES</b> <p>Math placement will be dictated by a placement test that is administered after arrival during orientation.</p> <p><sup>1</sup> Offered for students beginning in Fall or Spring.</p> <p><sup>2</sup> Offered for students beginning in Fall or Summer.</p> <p><b>These courses are generally delivered through the INTO USF Center and are for Pathway students only.</b></p> <p><b>These courses are taught outside the INTO USF Center, but are for Pathway students only.</b></p>
		EAP 1850	English for International Students 1	6	
		SLS 2901	Academic Foundations <sup>1</sup>	3	
		AMS 2270	20th Century American Culture	3	
		MAC 2233	Business Calculus	3	
		<b>TOTAL</b>		<b>15</b>	
		<b>SEMESTER 2</b>	<b>COURSE TITLE</b>	<b>CREDIT HOURS</b>	
		EAP 1851	English for International Students 2	6	
		SPC 2608	Public Speaking	3	
		CGS 2100	Computers in Business	3	
		EVR 2002	Environmental Science (or Physical Science) <sup>2</sup>	3	
		<b>TOTAL</b>		<b>15</b>	
<b>ACCELERATED PATHWAY - ONE SEMESTER</b>		<b>DEGREE PROGRAM COMPONENTS</b> <ul style="list-style-type: none"> <li>120 credit hour program</li> <li>15 credit hours apply from Pathway</li> <li>105 credit hours remaining toward degree</li> </ul>			
<b>START DATES</b> <ul style="list-style-type: none"> <li>Fall: August 19, 2015</li> <li>Spring: January 6, 2016</li> <li>Summer: May 11, 2016</li> </ul>					
<b>ACCELERATED PATHWAY ENTRY REQUIREMENTS</b> <ul style="list-style-type: none"> <li>High school diploma with a 2.5 GPA out of 4.0</li> <li>Language requirement:                             <ul style="list-style-type: none"> <li>TOEFL iBT 79+ · IELTS 6.5+ · PTEA 53+</li> </ul> </li> </ul>		<b>SEMESTER 1</b>	<b>COURSE TITLE</b>	<b>CREDIT HOURS</b>	
		SLS 2901	Academic Foundations <sup>1</sup>	3	
		AMS 2270	20th Century American Culture	3	
		MAC 2233	Business Calculus	3	
		CGS 2100	Computers in Business	3	
		ENC 1101	Composition 1	3	
		<b>TOTAL</b>		<b>15</b>	

VISIT [business.usf.edu/programs/undergraduate](http://business.usf.edu/programs/undergraduate)

## ENGINEERING

STANDARD PATHWAY - TWO SEMESTERS		DEGREE PROGRAM COMPONENTS			PROGRAM INFORMATION
<b>START DATES</b> <ul style="list-style-type: none"> <li>Fall: August 19, 2015</li> <li>Spring: January 6, 2016</li> <li>Summer: May 11, 2016</li> </ul>		<ul style="list-style-type: none"> <li>128 credit hour program</li> <li>19 credit hours apply from Pathway</li> <li>109 credit hours remaining toward degree</li> </ul>			
<b>STANDARD PATHWAY ENTRY REQUIREMENTS</b> <ul style="list-style-type: none"> <li>High school diploma with a 2.5 GPA out of 4.0</li> <li>Language requirement:                             <ul style="list-style-type: none"> <li>TOEFL iBT 60-78 · IELTS 5.5-6.0 · PTEA 44-52</li> <li>Completion of Academic English Level 4</li> <li>INTO Password Test Level 6</li> </ul> </li> </ul>		<b>SEMESTER 1</b>	<b>COURSE TITLE</b>	<b>CREDIT HOURS</b>	<b>PROGRESSION REQUIREMENTS</b> <ul style="list-style-type: none"> <li>2.5+ USF GPA</li> <li>No "U" grade in a class</li> <li>No "W" or "I" grade in a class</li> <li>Grade of "C" or better in all classes</li> <li>Student is fully admitted to USF provided successful completion of provisional admission criteria at the end of the Pathway</li> <li>SAT or ACT on record but no minimum scores required</li> </ul> <b>NOTES</b> <p>Math placement will be dictated by a placement test that is administered after arrival during orientation.</p> <p><sup>1</sup> Offered for students beginning in Fall or Spring.</p> <p><sup>2</sup> Offered for students beginning in Fall.</p> <p><sup>3</sup> Offered for students beginning in Fall or Summer.</p> <p><b>These courses are generally delivered through the INTO USF Center and are for Pathway students only.</b></p> <p><b>These courses are taught outside the INTO USF Center, but are for Pathway students only.</b></p>
		EAP 1850	English for International Students 1	6	
		AMS 2270	20th Century American Culture	3	
		EGN 3000	Foundations of Engineering <sup>2</sup>	0	
		EGN 3000L	Foundations of Engineering Lab <sup>1</sup>	1	
		MAC 2281	Engineering Calculus 1	4	
		<b>TOTAL</b>		<b>14</b>	
		<b>SEMESTER 2</b>	<b>COURSE TITLE</b>	<b>CREDIT HOURS</b>	
		EAP 1851	English for International Students 2	6	
		SPC 2608	Public Speaking	3	
		CHS 2440	Chemistry for Engineers 1 <sup>3</sup>	3	
		CHS 2440L	Chemistry for Engineers 1 Lab <sup>3</sup>	1	
		MAC 2282	Engineering Calculus 2	4	
		<b>TOTAL</b>		<b>17</b>	
<b>ACCELERATED PATHWAY - ONE SEMESTER</b>		<b>DEGREE PROGRAM COMPONENTS</b> <ul style="list-style-type: none"> <li>128 credit hour program</li> <li>15 credit hours apply from Pathway</li> <li>113 credit hours remaining toward degree</li> </ul>			
<b>START DATES</b> <ul style="list-style-type: none"> <li>Fall: August 19, 2015</li> <li>Spring: January 6, 2016</li> <li>Summer: May 11, 2016</li> </ul>					
<b>ACCELERATED PATHWAY ENTRY REQUIREMENTS</b> <ul style="list-style-type: none"> <li>High school diploma with a 2.5 GPA out of 4.0</li> <li>Language requirement:                             <ul style="list-style-type: none"> <li>TOEFL iBT 79+ · IELTS 6.5+ · PTEA 53+</li> </ul> </li> </ul>		<b>SEMESTER 1</b>	<b>COURSE TITLE</b>	<b>CREDIT HOURS</b>	
		AMS 2270	20th Century American Culture	3	
		EGN 3000	Foundations of Engineering	0	
		EGN 3000L	Foundations of Engineering Lab <sup>1</sup>	1	
		MAC 2281	Engineering Calculus 1	4	
		ENC 1101	Composition 1	3	
		CHS 2440	Chemistry for Engineers 1	3	
		CHS 2440L	Chemistry for Engineers 1 Lab <sup>1</sup>	1	
		<b>TOTAL</b>		<b>15</b>	

VISIT [www.eng.usf.edu/futurestudents/futureundergrad.htm](http://www.eng.usf.edu/futurestudents/futureundergrad.htm)

# UNDERGRADUATE PATHWAY PROGRAMS

## COMPUTER SCIENCE/ENGINEERING

STANDARD PATHWAY - TWO SEMESTERS		DEGREE PROGRAM COMPONENTS			PROGRAM INFORMATION
<b>START DATES</b> <ul style="list-style-type: none"> <li>Fall: August 19, 2015</li> <li>Spring: January 6, 2016</li> <li>Summer: May 11, 2016</li> </ul>		<ul style="list-style-type: none"> <li>120 credit hour program</li> <li>18 credit hours apply from Pathway</li> <li>102 credit hours remaining toward degree</li> </ul>			
<b>STANDARD PATHWAY ENTRY REQUIREMENTS</b> <ul style="list-style-type: none"> <li>High school diploma with a 2.5 GPA out of 4.0</li> <li>Language requirement:               <ul style="list-style-type: none"> <li>TOEFL iBT 60-78 · IELTS 5.5-6.0 · PTEA 44-52</li> <li>Completion of Academic English Level 4</li> <li>INTO Password Test Level 6</li> </ul> </li> </ul>		<b>SEMESTER 1</b>	<b>COURSE TITLE</b>	<b>CREDIT HOURS</b>	<b>PROGRESSION REQUIREMENTS</b> <ul style="list-style-type: none"> <li>2.5+ USF GPA</li> <li>No "U" grade in a class</li> <li>No "W" or "I" grade in a class</li> <li>Grade of "C" or better in all classes</li> <li>Student is fully admitted to USF provided successful completion of provisional admission criteria at the end of the Pathway</li> <li>SAT or ACT on record but no minimum scores required</li> </ul> <b>NOTES</b> <p>Math placement will be dictated by a placement test that is administered after arrival during orientation.</p> <p><sup>1</sup> Offered for students beginning in Fall or Spring.  <sup>2</sup> Offered for students beginning in Fall.  <sup>3</sup> Offered for students beginning in Fall or Summer.</p> <p><b>These courses are generally delivered through the INTO USF Center and are for Pathway students only.</b></p> <p><b>These courses are taught outside the INTO USF Center, but are for Pathway students only.</b></p>
		EAP 1850	English for International Students 1	6	
		AMS 2270	20th Century American Culture	3	
		ENG 3000	Foundations of Engineering <sup>2</sup>	0	
		EGN 3000L	Foundations of Engineering Lab <sup>1</sup>	1	
		MAC 2281	Engineering Calculus	4	
		<b>TOTAL</b>		<b>14</b>	
		<b>SEMESTER 2</b>	<b>COURSE TITLE</b>	<b>CREDIT HOURS</b>	
		EAP 1851	English for International Students 2	6	
		SPC 2608	Public Speaking	3	
		COP 2510	Programming Concepts <sup>3</sup>	3	
		MAC 2282	Engineering Calculus 2	4	
		<b>TOTAL</b>		<b>16</b>	
<b>ACCELERATED PATHWAY - ONE SEMESTER</b>		<b>DEGREE PROGRAM COMPONENTS</b> <ul style="list-style-type: none"> <li>120 credit hour program</li> <li>14 credit hours apply from Pathway</li> <li>106 credit hours remaining toward degree</li> </ul>			
<b>START DATES</b> <ul style="list-style-type: none"> <li>Fall: August 19, 2015</li> <li>Spring: January 6, 2016</li> <li>Summer: May 11, 2016</li> </ul>					
<b>ACCELERATED PATHWAY ENTRY REQUIREMENTS</b> <ul style="list-style-type: none"> <li>High school diploma with a 2.5 GPA out of 4.0</li> <li>Language requirement:               <ul style="list-style-type: none"> <li>TOEFL iBT 79+ · IELTS 6.5+ · PTEA 53+</li> </ul> </li> </ul>		<b>SEMESTER 1</b>	<b>COURSE TITLE</b>	<b>CREDIT HOURS</b>	
		AMS 2270	20th Century American Culture	3	
		ENG 3000	Foundations of Engineering <sup>2</sup>	0	
		EGN 3000L	Foundations of Engineering Lab <sup>1</sup>	1	
		MAC 2281	Engineering Calculus	4	
		ENC 1101	Composition 1	3	
		PHY 2020	Conceptual Physics	3	
		<b>TOTAL</b>		<b>14</b>	

VISIT [www.cse.usf.edu/undergraduate/programs](http://www.cse.usf.edu/undergraduate/programs)

## NATURAL AND HEALTH SCIENCES

STANDARD PATHWAY - TWO SEMESTERS		DEGREE PROGRAM COMPONENTS			PROGRAM INFORMATION
<b>START DATES</b> <ul style="list-style-type: none"> <li>Fall: August 19, 2015</li> <li>Spring: January 6, 2016</li> <li>Summer: May 11, 2016</li> </ul>		<ul style="list-style-type: none"> <li>120 credit hour program</li> <li>32 credit hours apply from Pathway</li> <li>88 credit hours remaining toward degree</li> </ul>			
<b>STANDARD PATHWAY ENTRY REQUIREMENTS</b> <ul style="list-style-type: none"> <li>High school diploma with a 2.5 GPA out of 4.0</li> <li>Language requirement:               <ul style="list-style-type: none"> <li>TOEFL iBT 60-78 · IELTS 5.5-6.0 · PTEA 44-52</li> <li>Completion of Academic English Level 4</li> <li>INTO Password Test Level 6</li> </ul> </li> </ul>		<b>SEMESTER 1</b>	<b>COURSE TITLE</b>	<b>CREDIT HOURS</b>	<b>PROGRESSION REQUIREMENTS</b> <ul style="list-style-type: none"> <li>2.5+ USF GPA</li> <li>No "U" grade in a class</li> <li>No "W" or "I" grade in a class</li> <li>Grade of "C" or better in all classes</li> <li>Student is fully admitted to USF provided successful completion of provisional admission criteria at the end of the Pathway</li> <li>SAT or ACT on record but no minimum scores required</li> </ul> <b>NOTES</b> <p>Math placement will be dictated by a placement test that is administered after arrival during orientation.</p> <p><sup>1</sup> Offered for students beginning in Fall or Spring.  <sup>2</sup> Offered for students beginning in Fall or Summer.</p> <p><b>These courses are generally delivered through the INTO USF Center and are for Pathway students only.</b></p> <p><b>These courses are taught outside the INTO USF Center, but are for Pathway students only.</b></p>
		EAP 1850	English for International Students 1	6	
		SLS 2901	Academic Foundations <sup>1</sup>	3	
		AMS 2270	20th Century American Culture	3	
		MAC 2241	Life Science Calculus 1	3	
		<b>TOTAL</b>		<b>15</b>	
		<b>SEMESTER 2</b>	<b>COURSE TITLE</b>	<b>CREDIT HOURS</b>	
		EAP 1851	English for International Students 2	6	
		SPC 2608	Public Speaking	3	
		CHM 2045	General Chemistry 1 <sup>2</sup>	3	
		CHM 2045L	General Chemistry 1 Lab <sup>2</sup>	1	
		MAC 2242	Life Science Calculus 2	4	
		<b>TOTAL</b>		<b>17</b>	
<b>ACCELERATED PATHWAY - ONE SEMESTER</b>		<b>DEGREE PROGRAM COMPONENTS</b> <ul style="list-style-type: none"> <li>120 credit hour program</li> <li>16 credit hours apply from Pathway</li> <li>104 credit hours remaining toward degree</li> </ul>			
<b>START DATES</b> <ul style="list-style-type: none"> <li>Fall: August 19, 2015</li> <li>Spring: January 6, 2016</li> <li>Summer: May 11, 2016</li> </ul>					
<b>ACCELERATED PATHWAY ENTRY REQUIREMENTS</b> <ul style="list-style-type: none"> <li>High school diploma with a 2.5 GPA out of 4.0</li> <li>Language requirement:               <ul style="list-style-type: none"> <li>TOEFL iBT 79+ · IELTS 6.5+ · PTEA 53+</li> </ul> </li> </ul>		<b>SEMESTER 1</b>	<b>COURSE TITLE</b>	<b>CREDIT HOURS</b>	
		SLS 2901	Academic Foundations <sup>1</sup>	3	
		AMS 2270	20th Century American Culture	3	
		ENC 1101	Composition 1	3	
		MAC 2241	Life Science Calculus 1	3	
		CHM 2045	General Chemistry 1	3	
		CHM 2045L	General Chemistry 1 Lab <sup>1</sup>	1	
		<b>TOTAL</b>		<b>16</b>	

VISIT [cas.usf.edu/students/ug/degree/](http://cas.usf.edu/students/ug/degree/)

**EDUCATION**

<p><b>STANDARD PATHWAY - TWO SEMESTERS</b></p> <p><b>START DATES</b></p> <ul style="list-style-type: none"> <li>• Fall: August 19, 2015</li> <li>• Spring: January 6, 2016</li> <li>• Summer: May 11, 2016</li> </ul>	<p><b>DEGREE PROGRAM COMPONENTS</b></p> <ul style="list-style-type: none"> <li>• 120 credit hour program</li> <li>• 29 credit hours apply from Pathway</li> <li>• 91 credit hours remaining toward degree</li> </ul>			<p><b>PROGRAM INFORMATION</b></p>																			
<p><b>STANDARD PATHWAY ENTRY REQUIREMENTS</b></p> <ul style="list-style-type: none"> <li>• High school diploma with a 2.5 GPA out of 4.0</li> <li>• Language requirement:             <ul style="list-style-type: none"> <li>· TOEFL iBT 60-78 · IELTS 5.5-6.0 · PTEA 44-52</li> <li>· Completion of Academic English Level 4</li> <li>· INTO Password Test Level 6</li> </ul> </li> </ul>	<table border="1"> <thead> <tr> <th>SEMESTER 1</th> <th>COURSE TITLE</th> <th>CREDIT HOURS</th> </tr> </thead> <tbody> <tr> <td><b>EAP 1850</b></td> <td><b>English for International Students 1</b></td> <td><b>6</b></td> </tr> <tr> <td>SLS 2901</td> <td>Academic Foundations<sup>1</sup></td> <td>3</td> </tr> <tr> <td>AMS 2270</td> <td>20th Century American Culture</td> <td>3</td> </tr> <tr> <td>STA 2023</td> <td>Introductory Statistics I</td> <td>3</td> </tr> <tr> <td colspan="2" style="text-align: right;"><b>TOTAL</b></td> <td><b>15</b></td> </tr> </tbody> </table>	SEMESTER 1	COURSE TITLE	CREDIT HOURS	<b>EAP 1850</b>	<b>English for International Students 1</b>	<b>6</b>	SLS 2901	Academic Foundations <sup>1</sup>	3	AMS 2270	20th Century American Culture	3	STA 2023	Introductory Statistics I	3	<b>TOTAL</b>		<b>15</b>	<p><b>PROGRESSION REQUIREMENTS</b></p> <ul style="list-style-type: none"> <li>• 2.5+ USF GPA</li> <li>• No "U" grade in a class</li> <li>• No "W" or "I" grade in a class</li> <li>• Grade of "C" or better in all classes</li> <li>• Student is fully admitted to USF provided successful completion of provisional admission criteria at the end of the Pathway</li> <li>• SAT or ACT on record but no minimum scores required</li> </ul> <p><b>NOTES</b></p> <p>Math placement will be dictated by a placement test that is administered after arrival during orientation.</p> <p><sup>1</sup> Offered for students beginning in Fall or Spring.</p> <p><sup>2</sup> Offered for students beginning in Fall or Summer.</p> <p>*Students can choose from the following list of sample electives:</p> <p>EDF 2005 Introduction to the Teaching Profession              EDG 2701 Teaching Diverse Populations and Field Experience              EME 2040 Introduction to Technology for Educators</p> <p><i>These sample courses have no pre-requisites, major restrictions, upper-level standing or permit requirement; however, enrollment may be limited and courses may not be offered every semester.</i></p> <p><b>These courses are generally delivered through the INTO USF Center and are for Pathway students only.</b></p> <p><b>These courses are taught outside the INTO USF Center, but are for Pathway students only.</b></p>			
SEMESTER 1	COURSE TITLE	CREDIT HOURS																					
<b>EAP 1850</b>	<b>English for International Students 1</b>	<b>6</b>																					
SLS 2901	Academic Foundations <sup>1</sup>	3																					
AMS 2270	20th Century American Culture	3																					
STA 2023	Introductory Statistics I	3																					
<b>TOTAL</b>		<b>15</b>																					
<p><b>ACCELERATED PATHWAY - ONE SEMESTER</b></p> <p><b>START DATES</b></p> <ul style="list-style-type: none"> <li>• Fall: August 19, 2015</li> <li>• Spring: January 6, 2016</li> <li>• Summer: May 11, 2016</li> </ul>	<p><b>DEGREE PROGRAM COMPONENTS</b></p> <ul style="list-style-type: none"> <li>• 120 credit hour program</li> <li>• 14 credit hours apply from Pathway</li> <li>• 106 credit hours remaining toward degree</li> </ul>																						
<p><b>ACCELERATED PATHWAY ENTRY REQUIREMENTS</b></p> <ul style="list-style-type: none"> <li>• High school diploma with a 2.5 GPA out of 4.0</li> <li>• Language requirement:             <ul style="list-style-type: none"> <li>· TOEFL iBT 79+ · IELTS 6.5+ · PTEA 53+</li> </ul> </li> </ul>	<table border="1"> <thead> <tr> <th>SEMESTER 1</th> <th>COURSE TITLE</th> <th>CREDIT HOURS</th> </tr> </thead> <tbody> <tr> <td>SLS 2901</td> <td>Academic Foundations<sup>1</sup></td> <td>3</td> </tr> <tr> <td>AMS 2270</td> <td>20th Century American Culture</td> <td>2</td> </tr> <tr> <td>ENC 1101</td> <td>Composition 1</td> <td>3</td> </tr> <tr> <td>EVR 2002</td> <td>Environmental Science (or Physical Science)<sup>2</sup></td> <td>3</td> </tr> <tr> <td>XXXX</td> <td>Major-Specific Elective*</td> <td>3</td> </tr> <tr> <td colspan="2" style="text-align: right;"><b>TOTAL</b></td> <td><b>14</b></td> </tr> </tbody> </table>	SEMESTER 1	COURSE TITLE	CREDIT HOURS	SLS 2901	Academic Foundations <sup>1</sup>	3	AMS 2270	20th Century American Culture	2	ENC 1101	Composition 1	3	EVR 2002	Environmental Science (or Physical Science) <sup>2</sup>	3	XXXX	Major-Specific Elective*	3	<b>TOTAL</b>		<b>14</b>	
SEMESTER 1	COURSE TITLE	CREDIT HOURS																					
SLS 2901	Academic Foundations <sup>1</sup>	3																					
AMS 2270	20th Century American Culture	2																					
ENC 1101	Composition 1	3																					
EVR 2002	Environmental Science (or Physical Science) <sup>2</sup>	3																					
XXXX	Major-Specific Elective*	3																					
<b>TOTAL</b>		<b>14</b>																					

VISIT > [www.coedu.usf.edu/](http://www.coedu.usf.edu/)



“ I am glad to have chosen USF because this is a great university that really wants you to be here. They have helped with many things, such as personal development, jobs, education, among others. My experience at USF has been great; I have grown up as a person because I have experienced what is living alone, to have a job, success, failure, and many aspects of life that prepare you to succeed after college. What I have learned here has prepared me to succeed after college. ”

**Eduardo Spinetti, Venezuela**  
**BS in Civil Engineering, Honors College**

# UNDERGRADUATE PATHWAY PROGRAMS

## NEW: LIBERAL ARTS

STANDARD PATHWAY - TWO SEMESTERS		DEGREE PROGRAM COMPONENTS			PROGRAM INFORMATION
<b>START DATES</b> <ul style="list-style-type: none"> <li>Fall: August 19, 2015</li> <li>Spring: January 6, 2016</li> <li>Summer: May 11, 2016</li> </ul>		<ul style="list-style-type: none"> <li>120 credit hour program</li> <li>30 credit hours apply from Pathway</li> <li>90 credit hours remaining toward degree</li> </ul>			
<b>STANDARD PATHWAY ENTRY REQUIREMENTS</b> <ul style="list-style-type: none"> <li>High school diploma with a 2.5 GPA out of 4.0</li> <li>Language requirement:               <ul style="list-style-type: none"> <li>TOEFL iBT 60-78 · IELTS 5.5-6.0 · PTEA 44-52</li> <li>Completion of Academic English Level 4</li> <li>INTO Password Test Level 6</li> </ul> </li> </ul>		<b>SEMESTER 1</b>	<b>COURSE TITLE</b>	<b>CREDIT HOURS</b>	<b>PROGRESSION REQUIREMENTS</b> <ul style="list-style-type: none"> <li>2.5+ USF GPA</li> <li>No "U" grade in a class</li> <li>No "W" or "I" grade in a class</li> <li>Grade of "C" or better in all classes</li> <li>Student is fully admitted to USF provided successful completion of provisional admission criteria at the end of the Pathway</li> <li>SAT or ACT on record but no minimum scores required</li> </ul> <b>NOTES</b> <p><sup>1</sup> Offered for students beginning in Fall or Spring.</p> <p><sup>2</sup> Offered for students beginning in Fall or Summer.</p> <p>*Students can choose from the following list of sample electives:            PSY 2012 Introduction to Psychological Sciences            SYG 2000 Introduction to Sociology            LIN 2002 Language, Culture and Film            LAH 2020 Latin American Civilization            MUH 2051 Folk &amp; Traditional Music of World Cultures            REL 3170 Religion, Ethics &amp; Society Through Film            REL 3111 Religious Conquest in Contemporary Films</p> <p><i>These sample courses have no pre-requisites, major restrictions, upper-level standing or permit requirement; however, enrollment may be limited and courses may not be offered every semester.</i></p> <p><b>These courses are generally delivered through the INTO USF Center and are for Pathway students only.</b></p> <p><b>These courses are taught outside the INTO USF Center, but are for Pathway students only.</b></p>
		EAP 1850	English for International Students 1	6	
		AMS 2270	20th Century American Culture	3	
		SLS 2901	Academic Foundations <sup>1</sup>	3	
		STA 2023	Introductory Statistics I	3	
		<b>TOTAL</b>		<b>15</b>	
		<b>SEMESTER 2</b>	<b>COURSE TITLE</b>	<b>CREDIT HOURS</b>	
		EAP 1851	English for International Students 2	6	
		SPC 2608	Public Speaking	3	
		EVR 2002	Environmental Science (or Physical Science) <sup>2</sup>	3	
		XXXX	Major-Specific Elective*	3	
		<b>TOTAL</b>		<b>15</b>	
<b>ACCELERATED PATHWAY - ONE SEMESTER</b>		<b>DEGREE PROGRAM COMPONENTS</b> <ul style="list-style-type: none"> <li>120 credit hour program</li> <li>15 credit hours apply from Pathway</li> <li>105 credit hours remaining toward degree</li> </ul>			
<b>START DATES</b> <ul style="list-style-type: none"> <li>Fall: August 19, 2015</li> <li>Spring: January 6, 2016</li> <li>Summer: May 11, 2016</li> </ul>					
<b>ACCELERATED PATHWAY ENTRY REQUIREMENTS</b> <ul style="list-style-type: none"> <li>High school diploma with a 2.5 GPA out of 4.0</li> <li>Language requirement:               <ul style="list-style-type: none"> <li>TOEFL iBT 79+ · IELTS 6.5+ · PTEA 53+</li> </ul> </li> </ul>		<b>SEMESTER 1</b>	<b>COURSE TITLE</b>	<b>CREDIT HOURS</b>	
		AMS 2270	20th Century American Culture	3	
		SLS 2901	Academic Foundations <sup>1</sup>	3	
		STA 2023	Introductory Statistics I	3	
		ENC 1101	Composition 1	3	
		XXXX	Major-Specific Elective*	3	
		<b>TOTAL</b>		<b>15</b>	

**VISIT**  [www.cas.usf.edu/department/](http://www.cas.usf.edu/department/)

## NEW: VISUAL AND PERFORMING ARTS

STANDARD PATHWAY - TWO SEMESTERS		DEGREE PROGRAM COMPONENTS			PROGRAM INFORMATION
<b>START DATES</b> <ul style="list-style-type: none"> <li>Fall: August 19, 2015</li> <li>Spring: January 6, 2016</li> <li>Summer: May 11, 2016</li> </ul>		<ul style="list-style-type: none"> <li>120 credit hour program</li> <li>30 credit hours apply from Pathway</li> <li>90 credit hours remaining toward degree</li> </ul>			
<b>STANDARD PATHWAY ENTRY REQUIREMENTS</b> <ul style="list-style-type: none"> <li>High school diploma with a 2.5 GPA out of 4.0</li> <li>Language requirement:               <ul style="list-style-type: none"> <li>TOEFL iBT 60-78 · IELTS 5.5-6.0 · PTEA 44-52</li> <li>Completion of Academic English Level 4</li> <li>INTO Password Test Level 6</li> </ul> </li> </ul>		<b>SEMESTER 1</b>	<b>COURSE TITLE</b>	<b>CREDIT HOURS</b>	<b>PROGRESSION REQUIREMENTS</b> <ul style="list-style-type: none"> <li>2.5+ USF GPA</li> <li>No "U" grade in a class</li> <li>No "W" or "I" grade in a class</li> <li>Grade of "C" or better in all classes</li> <li>Student is fully admitted to USF provided successful completion of provisional admission criteria at the end of the Pathway</li> <li>SAT or ACT on record but no minimum scores required</li> </ul> <b>NOTES</b> <p><sup>1</sup> Offered for students beginning in Fall or Spring.</p> <p><sup>2</sup> Offered for students beginning in Fall or Summer.</p> <p>*Students can choose from the following list of sample electives:            ARH 2050 History of Visual Arts I            AMS 3615 Film &amp; American Society            DAA 2100 Introduction to Dance            FIL 1002 Introduction to Film Studies            HUM 1020 The Arts            MUL 3001 Issues in Music            THE 2051 Great Performances</p> <p><i>These sample courses have no pre-requisites, major restrictions, upper-level standing or permit requirement; however, enrollment may be limited and courses may not be offered every semester.</i></p> <p><b>These courses are generally delivered through the INTO USF Center and are for Pathway students only.</b></p> <p><b>These courses are taught outside the INTO USF Center, but are for Pathway students only.</b></p>
		EAP 1850	English for International Students 1	6	
		SLS 2901	Academic Foundations <sup>1</sup>	3	
		AMS 2270	20th Century American Culture	3	
		STA 2023	Introductory Statistics I	3	
		<b>TOTAL</b>		<b>15</b>	
		<b>SEMESTER 2</b>	<b>COURSE TITLE</b>	<b>CREDIT HOURS</b>	
		EAP 1851	English for International Students 2	6	
		SPC 2608	Public Speaking	3	
		EVR 2002	Environmental Science (or Physical Science) <sup>2</sup>	3	
		XXXX	Major-Specific Elective*	3	
		<b>TOTAL</b>		<b>15</b>	
<b>ACCELERATED PATHWAY - ONE SEMESTER</b>		<b>DEGREE PROGRAM COMPONENTS</b> <ul style="list-style-type: none"> <li>120 credit hour program</li> <li>15 credit hours apply from Pathway</li> <li>105 credit hours remaining toward degree</li> </ul>			
<b>START DATES</b> <ul style="list-style-type: none"> <li>Fall: August 19, 2015</li> <li>Spring: January 6, 2016</li> <li>Summer: May 11, 2016</li> </ul>					
<b>ACCELERATED PATHWAY ENTRY REQUIREMENTS</b> <ul style="list-style-type: none"> <li>High school diploma with a 2.5 GPA out of 4.0</li> <li>Language requirement:               <ul style="list-style-type: none"> <li>TOEFL iBT 79+ · IELTS 6.5+ · PTEA 53+</li> </ul> </li> </ul>		<b>SEMESTER 1</b>	<b>COURSE TITLE</b>	<b>CREDIT HOURS</b>	
		SLS 2901	Academic Foundations <sup>1</sup>	3	
		AMS 2270	20th Century American Culture	3	
		ENC 1101	Composition 1	3	
		EVR 2002	Environmental Science (or Physical Science) <sup>2</sup>	3	
		XXXX	Major-Specific Elective*	3	
		<b>TOTAL</b>		<b>15</b>	

**VISIT**  [www.arts.usf.edu/](http://www.arts.usf.edu/)





During the hospitality management program, students learn the fundamentals of the industry with hands-on learning.

### UNDERGRADUATE HOSPITALITY MANAGEMENT PATHWAY

The INTO USF Undergraduate Pathway program in Hospitality Management is now offered on the Tampa campus. Upon graduation, students in the hospitality management program will be able to:

- Identify and apply business concepts and skills relevant to all operational areas
- Describe and apply the fundamental principles of leadership and also model the behavior of effective leaders
- Demonstrate effective communication skills
- Analyze information and make decisions using critical thinking and problem solving skills
- Evaluate diversity and ethical considerations relevant to the hospitality industry

### REAL-WORLD EXPERIENCE

During the hospitality management degree program, students must complete a total of 1,000 hours of industry experience. Previous students have been placed at internships with companies such as:

- The Ritz-Carlton, Sarasota
- Hyatt Regency, Sarasota
- Marriott, Tampa
- Disney World, Orlando
- Hard Rock Casino, Tampa
- Sofitel Lyon in France and more

### NEW: HOSPITALITY MANAGEMENT

STANDARD PATHWAY - TWO SEMESTERS		DEGREE PROGRAM COMPONENTS			PROGRAM INFORMATION
<b>START DATES</b> <ul style="list-style-type: none"> <li>• Fall: August 19, 2015</li> <li>• Spring: January 6, 2016</li> <li>• Summer: May 11, 2016</li> </ul>		<ul style="list-style-type: none"> <li>• 120 credit hour program</li> <li>• 30 credit hours apply from Pathway</li> <li>• 90 credit hours remaining toward degree</li> </ul>			
<b>STANDARD PATHWAY ENTRY REQUIREMENTS</b> <ul style="list-style-type: none"> <li>• High school diploma with a 2.5 GPA out of 4.0</li> <li>• Language requirement:                             <ul style="list-style-type: none"> <li>· TOEFL iBT 60-78 · IELTS 5.5-6.0 · PTEA 44-52</li> <li>· Completion of Academic English Level 4</li> <li>· INTO Password Test Level 6</li> </ul> </li> </ul>		<b>SEMESTER 1</b>	<b>COURSE TITLE</b>	<b>CREDIT HOURS</b>	<b>PROGRESSION REQUIREMENTS</b> <ul style="list-style-type: none"> <li>• 2.5+ USF GPA</li> <li>• No "U" grade in a class</li> <li>• No "W" or "I" grade in a class</li> <li>• Grade of "C" or better in all classes</li> <li>• Student is fully admitted to USF provided successful completion of provisional admission criteria at the end of the Pathway</li> <li>• SAT or ACT on record but no minimum scores required</li> </ul> <b>NOTES</b> <p><sup>1</sup> Offered for students beginning in Fall or Spring.</p> <p><sup>2</sup> Offered for students beginning in Fall or Summer.</p> <p>Math placement will be dictated by a placement test that is administered after arrival during orientation. Students must complete a total of 1,000 hours of industry experience.</p> <ul style="list-style-type: none"> <li>• 650 hours prior to taking HFT 4945 (Hospitality &amp; Leadership Internship)</li> <li>• 300 hours while enrolled in HFT 4945 (Hospitality &amp; Leadership Internship)</li> <li>• 50 hours of service learning/community engagement is required for review by the faculty. Many service learning opportunities are available to students such as the HospitaBull Evening, Brunch on the Bay, USFSM Golf Tournament and other campus/community events.</li> </ul> <p><b>These courses are generally delivered through the INTO USF Center and are for Pathway students only.</b></p> <p><b>These courses are taught outside the INTO USF Center, but are for Pathway students only.</b></p>
		EAP 1850	English for International Students 1	6	
		SLS 2901	Academic Foundations <sup>1</sup>	3	
		AMS 2270	20th Century American Culture	3	
		MAC 1105	College Algebra	3	
		<b>TOTAL</b>		<b>15</b>	
		<b>SEMESTER 2</b>	<b>COURSE TITLE</b>	<b>CREDIT HOURS</b>	
		EAP 1851	English for International Students 2	6	
		SPC 2608	Public Speaking	3	
		HFT 3003	Introduction to Hospitality	3	
		EVR 2002	Environmental Science (or Physical Science) <sup>2</sup>	3	
		<b>TOTAL</b>		<b>15</b>	
<b>ACCELERATED PATHWAY - ONE SEMESTER</b>		<b>DEGREE PROGRAM COMPONENTS</b> <ul style="list-style-type: none"> <li>• 120 credit hour program</li> <li>• 15 credit hours apply from Pathway</li> <li>• 105 credit hours remaining toward degree</li> </ul>			
<b>START DATES</b> <ul style="list-style-type: none"> <li>• Fall: August 19, 2015</li> <li>• Spring: January 6, 2016</li> <li>• Summer: May 11, 2016</li> </ul>					
<b>ACCELERATED PATHWAY ENTRY REQUIREMENTS</b> <ul style="list-style-type: none"> <li>• High school diploma with a 2.5 GPA out of 4.0</li> <li>• Language requirement:                             <ul style="list-style-type: none"> <li>· TOEFL iBT 79+ · IELTS 6.5+ · PTEA 53+</li> </ul> </li> </ul>		<b>SEMESTER 1</b>	<b>COURSE TITLE</b>	<b>CREDIT HOURS</b>	
		SLS 2901	Academic Foundations <sup>1</sup>	3	
		AMS 2270	20th Century American Culture	3	
		MAC 1105	College Algebra	3	
		HFT 3003	Introduction to Hospitality	3	
		ENC 1101	Composition 1	3	
		<b>TOTAL</b>		<b>15</b>	

# GRADUATE



## MANY DEGREE OPTIONS

USF offers more than 150 degree programs at the graduate, specialist and doctoral levels among 13 different colleges

## USF GRADUATE SCHOOL RANKINGS

*U.S. News & World Report's* 2015 graduate school guide ranks many USF programs among the top in the nation.

- |   |  |                                      |
|---|--|--------------------------------------|
| <b>#4</b> Industrial & Organizational Psychology        | <b>#59</b> Environmental Engineering                     | <b>#92</b> Best Education Schools    |
| <b>#12</b> Audiology                                    | <b>#63</b> Physical Therapy                              | <b>#101</b> Computer Science         |
| <b>#21</b> Public Health                                | <b>#64</b> Nursing                                       | <b>#102</b> Electrical Engineering   |
| <b>#22</b> Criminology                                  | <b>#70</b> Clinical Psychology                           | <b>#110</b> Engineering - Overall    |
| <b>#24</b> Library & Information Studies                | <b>#72</b> Fine Arts                                     | <b>#113</b> English                  |
| <b>#30</b> Rehabilitation Counseling                    | <b>#77</b> Computer Engineering                          | <b>#121</b> Public Affairs           |
| <b>#45</b> Speech-Language Pathology                    | <b>#78</b> Best Medical Schools: Primary Care & Research | <b>#132</b> Mechanical Engineering   |
| <b>#58</b> Industrial/Manufacturing/Systems Engineering | <b>#88</b> Chemical Engineering                          | <b>#139</b> Biological Sciences      |
|   | <b>#89</b> Social Work                                   | <b>#146</b> Business - Part-time MBA |
|   | <b>#90</b> Civil Engineering                             | <b>#148</b> Chemistry                |



## DIVERSE CLASSES

Increase in enrolled international graduate students

## MODERN FACILITIES

State-of-the-art classrooms



## LEADING RESEARCH

Known for activity and engagement, USF is ranked as the 5th fastest growing research university in the U.S. by the *Chronicle of Higher Education* (2000-10)

**DR. AUTAR KAW, PROFESSOR OF MECHANICAL ENGINEERING AT USF, WAS THE 2012 U.S. PROFESSOR OF THE YEAR BY THE CARNEGIE FOUNDATION FOR THE ADVANCEMENT OF TEACHING AND THE COUNCIL FOR ADVANCEMENT AND SUPPORT OF EDUCATION.**



## GLOBAL LEADERS AND SCHOLARS

The USF Graduate School serves as the hub of university leadership for graduate education producing present-day and future global leaders. In addition, the Graduate School offers many research and teaching opportunities for graduate students across numerous fields.

Upon successful completion of course requirements, some master's programs require a thesis before the degree is granted, while doctoral students must submit and present a dissertation.

### MASTER'S PROGRAMS

The master's degree usually takes one to three years of full-time study. There are two main types of master's degree programs: professional master's degrees and research master's degrees.

### DOCTORAL PROGRAMS

Doctoral programs train research scholars in a particular field and typically require both coursework and a major research project. It usually takes three to five years of full-time study to earn a PhD.

### GRADUATE WORKSHOPS

The Professional Development workshop series assists graduate students with building skills in the areas of writing, research and networking. With nearly 20 scheduled workshops throughout the academic year, they focus on a variety of topics including navigating graduate school, writing for success, interview skills and more.

# GRADUATE DIRECT ENTRY

USF offers post-baccalaureate programs for advanced study in professional and research disciplines. These include 100 master's and specialists programs, 46 doctoral programs, and several dual-degree programs. USF faculty work closely with the Office of Research and Innovation and offer unique research opportunities for graduate students. In professional programs, the faculty often partner with organizations in their fields to provide internships and class projects with real-world relevance.

1

## FIND YOUR PROGRAM

Explore our website at:  
[www.usf.edu/admissions/international](http://www.usf.edu/admissions/international)

2

## MEET THE UNIVERSITY ENTRY REQUIREMENTS

- Grade Point Average (GPA) of 3.0 or higher on a 4.0 scale or equivalent
- Test score requirements\*:

GRE	OR	GMAT
300+*		500+*

All tests must be taken within the last five years

- English language requirements:

TOEFL	OR	IELTS	OR	PTEA
≥ 79 iBT		6.5+		53+

All tests must be taken within the last two years

\* All academic departments have their own test score criteria. Please see their websites for specific admissions criteria.

3

## MEET PROGRAM SPECIFIC REQUIREMENTS

**VISIT** > [www.grad.usf.edu/programs.php](http://www.grad.usf.edu/programs.php)

Besides meeting general minimum admission requirements, you must also meet specific program requirements that may include the GRE, GMAT, work experience, prerequisite courses, etc. In addition, programs may require you to send: statement of purpose, letters of recommendation from professors, résumé, writing sample, portfolio, etc. These documents can be uploaded through the on-line application for admission; however, some programs may also require that you send a copy to the department.

4

## APPLY FOR ADMISSION

**VISIT** > [www.usf.edu/apply](http://www.usf.edu/apply)

- Complete and submit the online application by the deadline required by the program.
- Pay the non-refundable \$30 application fee. Your application will not be processed until the fee is paid.

## MEET UNIVERSITY DEADLINES

SEMESTER	FIRST DAY OF CLASSES	APPLICATION DEADLINE*
FALL 2015	August 24, 2015	May 1, 2015
SPRING 2016	January 11, 2016	September 15, 2015
SUMMER 2016	May 16, 2016	January 15, 2016

\* Individual departments may have different deadlines. (Recommended time to apply is 6-9 months in advance of desired start date.)

5

## UPLOAD DOCUMENTS

- Upload unofficial transcripts and proof of degree completion from all institutions of higher learning that you attended.
- Final official transcripts must be sent in hard copy to USF by post in a sealed envelope issued by the secondary institution or exam board by the time you enroll for classes at USF.
- Ensure that all documents issued in languages other than English are accompanied by a certified English translation.
- A copy of your passport.

6

## SUBMIT TEST SCORES

- Depending on the department, GRE scores may be required. Official GRE scores must be submitted to USF directly from the Educational Testing Service.
- If applying to programs in the College of Business, you should submit your GMAT scores. Please note that official GMAT scores must be submitted to USF directly from the Pearson VUE Testing Service.
- If your native language is not English, TOEFL/IELTS /PTEA scores are required.



From business to music, there are more than 150 graduate programs to choose from at USF.

## KEY PROGRAM FACTS: Graduate Direct Entry

### START DATES

Fall: August 24, 2015  
Spring: January 11, 2016  
Summer: May 16, 2016

### ADMISSIONS REQUIREMENTS

- A 4-year bachelor's degree with a minimum 3.0 out of 4.0 GPA equivalency (All international transcripts require an evaluation from a foreign transcript evaluation service)
- Graduate Record exam (GRE) scores (or Graduate Management Aptitude Test (GMAT) scores for programs in Business) received within the last 5 years (minimum scores needed depend on the graduate entry requirements of the program to which the student applies)
- In addition, the graduate programs may have other requirements with which applicants must comply

**Note:** USF is competitive and meeting the minimum admission requirements does not guarantee admission. In the case of research-based programs, admissions decisions may also be based on the suitability of the applicant's research interests, and the availability of professors in a particular field of research.

### ENGLISH LANGUAGE ENTRY REQUIREMENTS

- TOEFL of 79+ iBT or IELTS 6.5+ within last 2 years or PTEA 53+ **OR**
  - Completion of INTO USF Academic English Level 6\*
- \* Not all graduate programs at USF accept Level 6 completion.

## ACADEMIC AND ENGLISH TESTING SCORE CODES FOR USF

- GRE 5828
- GMAT-DIRECT FROM PEARSON VUE TESTING SERVICE
- TOEFL 5828
- IELTS-DIRECT
- PTEA-NO CODE

# 7

### SUBMIT IMMIGRATION DOCUMENTS

- Financial statement that shows funding support based on the estimated cost of attendance for one academic year or two semesters.
- A USF Affidavit of Support.
- Students are encouraged to upload these immigration documents to expedite the process and ensure the I-20 is received earlier.

# 8

### CHECK YOUR APPLICATION STATUS

VISIT > [www.grad.usf.edu/sonic3/status.php](http://www.grad.usf.edu/sonic3/status.php)

The graduate admission process involves review and approval by both the department and Graduate School. Processing times will vary, but please allow at least two weeks for your documents to change from "missing" to "received" status. The term "referred" means that your packet has been sent to the graduate program office. Please consult with your prospective department regarding their timeline for making admissions decisions.

# 9

### ADMISSION TO USF

If admitted to USF, you will receive:

- Electronic notification of your admission.
- An acceptance packet containing your official USF letter of admission and information explaining how to enroll at USF.
- A USF I-20 (F-1 visa) or DS-2019 (J-1 visa).

# 10

### DOCUMENT SUBMISSION FOR ADMITTED STUDENTS

All application documentation (original transcripts and financial statements, etc.) must be sent to:

University of South Florida  
Office of International Admissions  
4202 E. Fowler Avenue, BEH 236  
Tampa, FL 33620-6900, USA

Phone: +1 813-974-8884  
Fax: +1 813-974-9689  
Email: [international@usf.edu](mailto:international@usf.edu)

## NEXT STEPS ONCE YOU'RE ADMITTED:



Your International Admissions Advisors will help you through the final steps to enroll.

Activate your NetID:

[www.netid.usf.edu/una/?display=activate](http://www.netid.usf.edu/una/?display=activate)

Submit insurance and immunization forms:

[www.shs.usf.edu/forms.aspx](http://www.shs.usf.edu/forms.aspx)

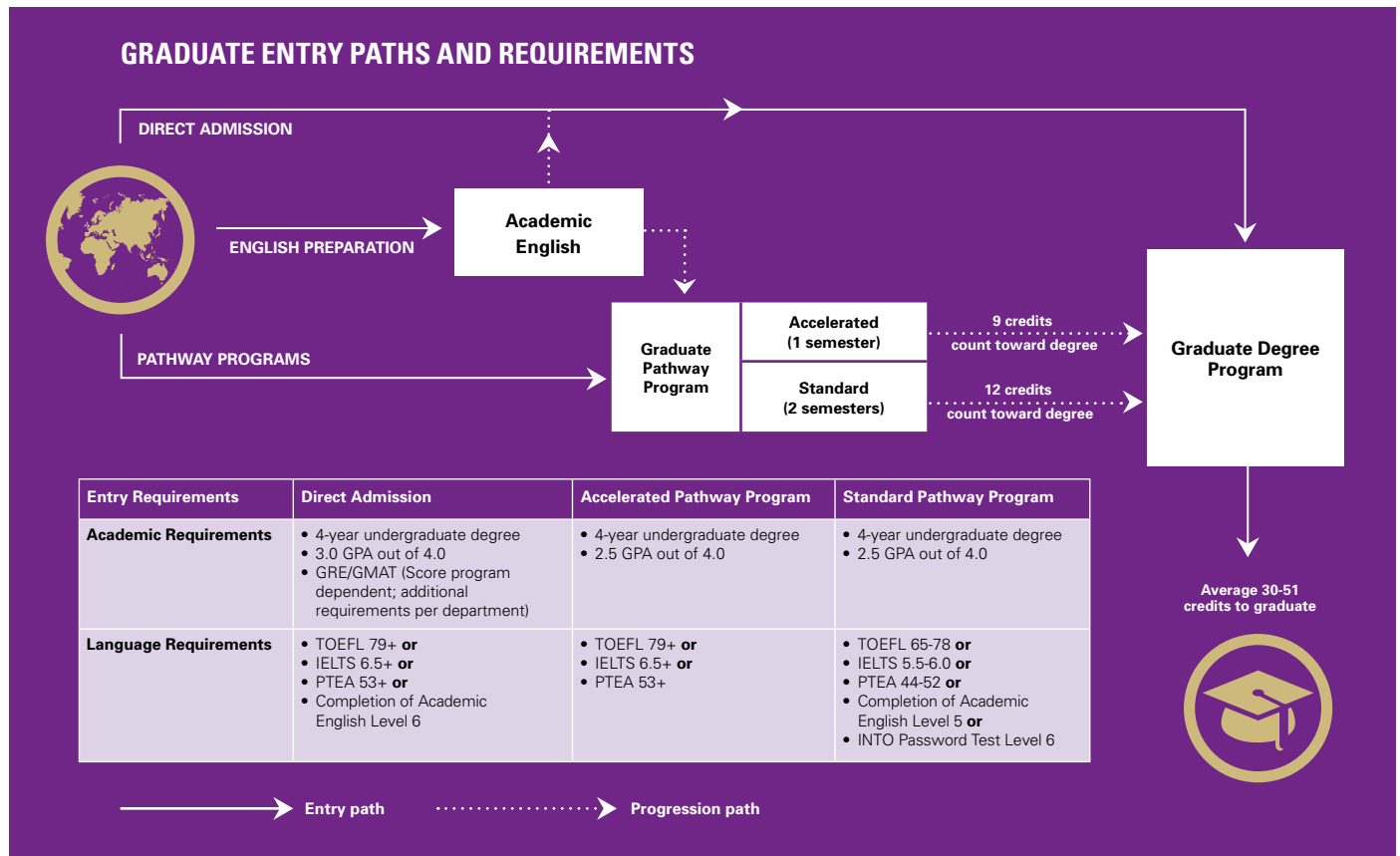
Attend orientation:

[www.grad.usf.edu/orientation](http://www.grad.usf.edu/orientation)

## ASSISTANTSHIPS

The university provides many meritorious graduate students with teaching and research assistantships which offer competitive stipends and tuition reimbursement. The Office of Graduate Studies also supports doctoral students through several competitive and distinguished fellowships.

# GRADUATE PATHWAY PROGRAMS



## WHAT IS A GRADUATE PATHWAY?

The academic courses included in the Graduate Pathway programs are carefully chosen to ensure success in graduate level studies. The exact program structure and the combination of classes taken will depend upon a student's previous academic record and future study plan. Some of the Graduate Pathways have a set course sequence and allow no flexibility in changing courses.

## ACADEMIC ADVISORS

Students will be advised which courses to take during their Academic Orientation. Student work is monitored by the INTO USF Graduate Pathway Academic Advisors who provide additional academic support for students who have difficulty in classes. The Advisors also assist students by working with academic department officials to obtain official approval of any changes that students may need to make to their study plans.

## PROGRAM STRUCTURE

Graduate Pathways are taught within one or two semesters. There are two possible Pathway options for students with the equivalent of a 4-year degree:

- A Standard Pathway is for students with an equivalent 4-year bachelor's degree and a TOEFL iBT 65-78, IELTS 5.5-6.0, PTEA 44-52, completion of Academic English Level 5, or INTO Password Test Level 6.
- An Accelerated Pathway is for students with an equivalent 4-year bachelor's degree and a TOEFL iBT 79+, IELTS 6.5+, or PTEA 53+.



“ I chose USF because it had the perfect opportunity to pass the GMAT exam. I didn't know how to pass this exam, and I couldn't have done it alone in my hometown. During the Pathway, I could pass all my requirements, including GMAT. I used the INTO USF tutors a lot for the GMAT, and they helped me pass the exam and progress to the university. ”

**Iana Lukina, Russia**  
**Graduate Pathway in Marketing**



Tutors are available for every Graduate Pathway, in addition to testing preparation and other academic support.

### WHAT ARE THE BENEFITS?

Pathway students receive the highest level of support during their transition to American university life, making INTO USF an ideal choice for international students who are driven to achieve high academic goals.

Other benefits include:

- Guaranteed progression to a USF graduate program subject to successful completion of a Pathway program (achievement of required test scores and sub-scores, and submission of additional application materials)
- More than 40 hours of GMAT or GRE test preparation
- Integration with domestic and international students
- Full access to all university facilities and amenities
- Classrooms and accommodations located in the heart of campus
- Highest levels of personal care and support
- Dedicated academic advisors and progression advisors to help facilitate transition to the university
- Pathway tutors available to provide additional academic support

### PROGRAM OUTCOMES

At the end of their Pathway program, students should be able to:

- Interact comfortably in the U.S. classroom with professors and fellow students
- Understand U.S. values in an academic setting
- Express their spoken and written ideas accurately and effectively in English
- Write research papers with proper use of citations and references
- Use the Internet and USF library databases to conduct academic research
- Read, understand and critically evaluate academic texts
- Take useful and accurate notes in academic lectures and presentations
- Develop and deliver oral presentations
- Gain content knowledge in their chosen program

**79% OF INTO USF GRADUATE PATHWAY STUDENTS QUALIFIED FOR PROGRESSION TO A USF DEGREE PROGRAM**



Students in the Graduate Pathway programs are placed in classes with both domestic and international students.

### KEY PROGRAM FACTS: Graduate Pathway Programs

#### GRADUATE PATHWAYS

- Arts and Sciences (12 degree options)
- Business (6 degree options)
- Education (5 degree options)
- Engineering (11 degree options)
- Sustainability (1 degree, 4 concentrations)
- The Arts (4 degree options)

#### START DATES

- Fall: August 19, 2015
- Spring: January 6, 2016
- Summer: May 11, 2016

#### PROGRAM DURATION

- Standard Pathway is 2 semesters (9 months)
- Accelerated Pathway is 1 semester (4 months)

#### ENTRY REQUIREMENTS STANDARD PATHWAY (2 SEMESTERS)

- 4-year undergraduate degree
- 2.5 GPA out of 4.0
- Language requirement:
  - TOEFL iBT 65-78
  - IELTS 5.5-6.0 (All subscores minimum 5.0)
  - PTEA 44-52
  - Completion of Academic English Level 5
  - INTO Password Test Level 6

#### ENTRY REQUIREMENTS ACCELERATED PATHWAY (1 SEMESTER)

- 4-year undergraduate degree
- 2.5 GPA out of 4.0
- Language requirement:
  - TOEFL iBT 79+ · IELTS 6.5+ · PTEA 53+

#### PROGRESSION REQUIREMENTS TO USF

- Minimum 3.25 GPA in Pathway courses
- At least one A grade in core graduate courses, and no grade lower than B
- No Incomplete or Withdraw grades
- Minimum GMAT or GRE scores may be required during the Pathway program, depending on degree

#### GRE AND GMAT ENTRY REQUIREMENTS

- GRE or GMAT are not required to enter Graduate Pathway programs but are required to progress to a graduate degree. Accelerated students will, however, be required to submit a baseline GMAT/GRE score upon arrival. This can be unofficial. If you do not have a score to present, you will take an unofficial test during orientation. These test results will be strictly for advising purposes.
- Students will receive over 40 hours of GRE or GMAT preparation while studying in the Pathway program. If a student already has the required GMAT or GRE score before joining the Pathway, they do not need to join test preparation classes.

# GRADUATE PATHWAY PROGRAMS

## COLLEGE OF ARTS AND SCIENCES

### MASTER OF ARTS IN AMERICAN STUDIES

### MASTER OF LIBERAL ARTS IN FILM STUDIES

### MASTER OF LIBERAL ARTS IN HUMANITIES

STANDARD PATHWAY - TWO SEMESTERS	DEGREE PROGRAM COMPONENTS			PROGRAM INFORMATION	
<b>START DATES</b> <ul style="list-style-type: none"> <li>Fall: August 19, 2015</li> </ul>	<ul style="list-style-type: none"> <li>33 credit hour program</li> <li>12 credit hours apply from Pathway</li> <li>21 credit hours remaining toward degree</li> </ul>				
<b>STANDARD PATHWAY ENTRY REQUIREMENTS</b> <ul style="list-style-type: none"> <li>4-year undergraduate degree in relevant humanistic field such as Humanities, English, History, Art History, or American Studies</li> <li>2.5 GPA out of 4.0</li> <li>Language requirement:               <ul style="list-style-type: none"> <li>TOEFL iBT 65-78</li> <li>IELTS 5.5-6.0 (All subscores minimum 5.0)</li> <li>PTEA 44-52</li> <li>Completion of Academic English Level 5</li> <li>INTO Password Test Level 6</li> </ul> </li> </ul>	<b>SEMESTER 1</b>	<b>COURSE TITLE</b>	<b>CREDIT HOURS</b>	<b>PROGRESSION REQUIREMENTS</b> <ul style="list-style-type: none"> <li>Minimum 3.25 GPA in Pathway</li> <li>At least one A in core graduate courses, and no grade lower than B</li> <li>No Incomplete or Withdraw grades</li> <li>GRE score: 147Q, 153V</li> <li>Statement of purpose</li> <li>Academic writing sample</li> </ul> <b>NOTES</b> <ul style="list-style-type: none"> <li>Students will be advised on which electives to take.</li> </ul> <p><b>These courses are generally delivered through the INTO USF Center and are for Pathway students only.</b></p>	
	EAP 1850	English for International Students 1	6		
		Study Skills & GRE Test Preparation	0		
	HUM 6805	Introduction to Graduate Study	3		
	HUM 6939	Selected Topics in Humanities	3		
		<b>TOTAL</b>	<b>12</b>		
	<b>SEMESTER 2</b>	<b>COURSE TITLE</b>	<b>CREDIT HOURS</b>		
	EAP 1851	English for International Students 2	6		
		Study Skills & GRE Test Preparation	0		
		Graduate Level Elective*	3		
	Graduate Level Elective*	3			
	<b>TOTAL</b>	<b>12</b>			
<b>ACCELERATED PATHWAY - ONE SEMESTER</b>	<b>DEGREE PROGRAM COMPONENTS</b> <ul style="list-style-type: none"> <li>33 credit hour program</li> <li>9 credit hours apply from Pathway</li> <li>24 credit hours remaining toward degree</li> </ul>				
<b>START DATES</b> <ul style="list-style-type: none"> <li>Fall: August 19, 2015</li> </ul>					
<b>ACCELERATED PATHWAY ENTRY REQUIREMENTS</b> <ul style="list-style-type: none"> <li>4-year undergraduate degree in relevant humanistic field such as Humanities, English, History, Art History, or American Studies</li> <li>2.5 GPA out of 4.0</li> <li>Language requirement:               <ul style="list-style-type: none"> <li>TOEFL iBT 79+ · IELTS 6.5+ · PTEA 53+</li> </ul> </li> </ul>	<b>SEMESTER 1</b>	<b>COURSE TITLE</b>	<b>CREDIT HOURS</b>		
		Study Skills & GRE Test Preparation	0		
	HUM 6805	Introduction to Graduate Study	3		
		Graduate Level Elective*	3		
		Graduate Level Elective*	3		
		<b>TOTAL</b>	<b>9</b>		

VISIT [humanities.usf.edu/graduate](http://humanities.usf.edu/graduate)

### MASTER OF SCIENCE IN BIOLOGY

STANDARD PATHWAY - TWO SEMESTERS	DEGREE PROGRAM COMPONENTS			PROGRAM INFORMATION	
<b>START DATES</b> <ul style="list-style-type: none"> <li>Fall: August 19, 2015</li> <li>Spring: January 6, 2016</li> </ul>	<ul style="list-style-type: none"> <li>30 credit hour program</li> <li>12 credit hours apply from Pathway</li> <li>18 credit hours remaining toward degree</li> </ul>				
<b>STANDARD PATHWAY ENTRY REQUIREMENTS</b> <ul style="list-style-type: none"> <li>4-year undergraduate degree in Natural Sciences (Chemistry, Biology, Medicine)</li> <li>2.5 GPA out of 4.0</li> <li>Language requirement:               <ul style="list-style-type: none"> <li>TOEFL iBT 65-78</li> <li>IELTS 5.5-6.0 (All subscores minimum 5.0)</li> <li>PTEA 44-52</li> <li>Completion of Academic English Level 5</li> <li>INTO Password Test Level 6</li> </ul> </li> </ul>	<b>SEMESTER 1</b>	<b>COURSE TITLE</b>	<b>CREDIT HOURS</b>	<b>PROGRESSION REQUIREMENTS</b> <ul style="list-style-type: none"> <li>Minimum 3.25 GPA in Pathway</li> <li>At least one A grade in core graduate courses, and no grade lower than B</li> <li>No Incomplete or Withdraw grades</li> <li>GRE score: 148Q, 153V, 4.5AW</li> <li>3 letters of recommendation</li> <li>Statement of purpose</li> </ul> <b>* NOTES FOR SELECTED GRADUATE LEVEL CORE COURSES</b> <p><b>Fall Semester</b></p> <p>BSC5931 Virology BSC5931 Bioinformatics BSC6932 Prokaryotic Molecular Genetics BSC6932 Proteomics PCB5256 Developmental Mechanisms</p> <p><b>Spring Semester</b></p> <p>MCB5206 Public Health and Pathogenic Microbiology BSC5420 Genetic Engineering BSC5931 Molecular Microbial Ecology BSC5931 Eukaryotic Genomics MCB5208 Cellular Microbiology</p> <p><b>These courses are generally delivered through the INTO USF Center and are for Pathway students only.</b></p>	
	EAP 1850	English for International Students 1	6		
		Study Skills & GRE Test Preparation	0		
	BSC 5930	General Biology	3		
	BSC 5931	Cell Metabolism	3		
		<b>TOTAL</b>	<b>12</b>		
	<b>SEMESTER 2</b>	<b>COURSE TITLE</b>	<b>CREDIT HOURS</b>		
	EAP 1851	English for International Students 2	6		
		Study Skills & GRE Test Preparation	0		
		Graduate Level Core Course*	3		
	Graduate Level Core Course*	3			
	<b>TOTAL</b>	<b>12</b>			
<b>ACCELERATED PATHWAY - ONE SEMESTER</b>	<b>DEGREE PROGRAM COMPONENTS</b> <ul style="list-style-type: none"> <li>30 credit hour program</li> <li>9 credit hours apply from Pathway</li> <li>21 credit hours remaining toward degree</li> </ul>				
<b>START DATES</b> <ul style="list-style-type: none"> <li>Fall: August 19, 2015</li> <li>Spring: January 6, 2016</li> </ul>					
<b>ACCELERATED PATHWAY ENTRY REQUIREMENTS</b> <ul style="list-style-type: none"> <li>4-year undergraduate degree in Natural Sciences (Chemistry, Biology, Medicine)</li> <li>2.5 GPA out of 4.0</li> <li>Language requirement:               <ul style="list-style-type: none"> <li>TOEFL iBT 79+ · IELTS 6.5+ · PTEA 53+</li> </ul> </li> </ul>	<b>SEMESTER 1</b>	<b>COURSE TITLE</b>	<b>CREDIT HOURS</b>		
		Study Skills & GRE Test Preparation	0		
		Graduate Level Core Course*	3		
		Graduate Level Core Course*	3		
		Graduate Level Core Course*	3		
		<b>TOTAL</b>	<b>9</b>		

VISIT [biology.usf.edu/cmmb/grad/bio/](http://biology.usf.edu/cmmb/grad/bio/)



# COLLEGE OF ARTS AND SCIENCES

## MASTER OF ARTS IN ECONOMICS

STANDARD PATHWAY - TWO SEMESTERS	DEGREE PROGRAM COMPONENTS			PROGRAM INFORMATION	
<b>START DATES</b> <ul style="list-style-type: none"> <li>Fall: August 19, 2015</li> <li>Spring: January 6, 2016</li> </ul>	<ul style="list-style-type: none"> <li>30 credit hour program</li> <li>12 credit hours apply from Pathway</li> <li>18 credit hours remaining toward degree</li> </ul>				
<b>STANDARD PATHWAY ENTRY REQUIREMENTS</b> <ul style="list-style-type: none"> <li>4-year undergraduate degree</li> <li>2.5 GPA out of 4.0</li> <li>Language requirement:                             <ul style="list-style-type: none"> <li>TOEFL iBT 65-78</li> <li>IELTS 5.5-6.0 (All subscores minimum 5.0)</li> <li>PTEA 44-52</li> <li>Completion of Academic English Level 5</li> <li>INTO Password Test Level 6</li> </ul> </li> </ul>	<b>SEMESTER 1</b>	<b>COURSE TITLE</b>	<b>CREDIT HOURS</b>	<b>PROGRESSION REQUIREMENTS</b> <ul style="list-style-type: none"> <li>Minimum 3.25 GPA in Pathway</li> <li>At least one A grade in core graduate courses, and no grade lower than B</li> <li>No Incomplete or Withdraw grades</li> <li>GRE score: 152Q, 152V</li> </ul> <p><i>These courses are generally delivered through the INTO USF Center and are for Pathway students only.</i></p>	
	EAP 1850	English for International Students 1	6		
		Study Skills & GRE Test Preparation	0		
	ECO 6405	Mathematical Economics I	3		
	ECO 6424	Econometrics I	3		
	<b>TOTAL</b>		<b>12</b>		
	<b>SEMESTER 2</b>	<b>COURSE TITLE</b>	<b>CREDIT HOURS</b>		
	EAP 1851	English for International Students 2	6		
		Study Skills & GRE Test Preparation	0		
	ECO 6115	Microeconomics I	3		
ECO 6206	Macroeconomics I	3			
<b>TOTAL</b>		<b>12</b>			
<b>ACCELERATED PATHWAY - ONE SEMESTER</b>	<b>DEGREE PROGRAM COMPONENTS</b> <ul style="list-style-type: none"> <li>30 credit hour program</li> <li>9 credit hours apply from Pathway</li> <li>21 credit hours remaining toward degree</li> </ul>				
<b>START DATES</b> <ul style="list-style-type: none"> <li>Fall: August 19, 2015</li> <li>Spring: January 6, 2016</li> </ul>					
<b>ACCELERATED PATHWAY ENTRY REQUIREMENTS</b> <ul style="list-style-type: none"> <li>4-year undergraduate degree</li> <li>2.5 GPA out of 4.0</li> <li>Language requirement:                             <ul style="list-style-type: none"> <li>TOEFL iBT 79+ · IELTS 6.5+ · PTEA 53+</li> </ul> </li> </ul>	<b>SEMESTER 1</b>	<b>COURSE TITLE</b>	<b>CREDIT HOURS</b>		
		Study Skills & GRE Test Preparation	0		
	ECO 6424	Econometrics 1	3		
	ECO 6405	Mathematical Economics I	3		
	ECO 6120	Economic Policy Analysis	3		
	<b>TOTAL</b>		<b>9</b>		

VISIT [economics.usf.edu/graduate/ma/](http://economics.usf.edu/graduate/ma/)



“ I come from a region that is plagued with human rights issues. The Political Science program has allowed me to understand the current system of my country and other countries around the world. When I go back home I plan to teach political science. This program has given me an exposure that is something rare for a student like me. ”

**Sajjad Hussain, Pakistan**  
**Graduate Pathway in Political Science**

GRADUATE

# GRADUATE PATHWAY PROGRAMS

## COLLEGE OF ARTS AND SCIENCES

### PROFESSIONAL SCIENCE MASTER'S IN GEOLOGY

STANDARD PATHWAY - TWO SEMESTERS		DEGREE PROGRAM COMPONENTS			PROGRAM INFORMATION
<b>START DATES</b> <ul style="list-style-type: none"> <li>Fall: August 19, 2015</li> <li>Spring: January 6, 2016</li> </ul>		<ul style="list-style-type: none"> <li>30 credit hour program</li> <li>12 credit hours apply from Pathway</li> <li>18 credit hours remaining toward degree</li> </ul>			
<b>STANDARD PATHWAY ENTRY REQUIREMENTS</b> <ul style="list-style-type: none"> <li>4-year undergraduate degree in Geology, Environmental Science or Geoscience</li> <li>2.5 GPA out of 4.0</li> <li>Language requirement:               <ul style="list-style-type: none"> <li>TOEFL iBT 65-78</li> <li>IELTS 5.5-6.0 (All subscores minimum 5.0)</li> <li>PTEA 44-52</li> <li>Completion of Academic English Level 5</li> <li>INTO Password Test Level 6</li> </ul> </li> </ul>	<b>SEMESTER 1</b>	<b>COURSE TITLE</b>	<b>CREDIT HOURS</b>	<b>PROGRESSION REQUIREMENTS</b> <ul style="list-style-type: none"> <li>Minimum 3.25 GPA in Pathway</li> <li>At least one A grade in core graduate courses, and no grade lower than B</li> <li>No Incomplete or Withdraw grades</li> <li>GRE score: 140Q, 146V,</li> <li>3 letters of recommendation</li> <li>Statement of purpose</li> </ul> <b>FOCUS AREAS FOR DEGREE</b> Hydrogeology Environmental Geochemistry Environmental Geophysics Coastal Geosciences	
	EAP 1850	English for International Students 1	6		
		Study Skills & GRE Test Preparation	0		
	GLY 6246	General Geochemistry	3		
	GLY 5865	Mathematical & Statistical Models-Geology	3		
	<b>TOTAL</b>				<b>12</b>
	<b>SEMESTER 2</b>	<b>COURSE TITLE</b>	<b>CREDIT HOURS</b>		
	EAP 1851	English for International Students 2	6		
		Study Skills & GRE Test Preparation	0		
	GLU 6739	Introduction to Professional Geology	3		
	Graduate Level Course	3			
<b>TOTAL</b>			<b>12</b>		
<b>ACCELERATED PATHWAY - ONE SEMESTER</b>		<b>DEGREE PROGRAM COMPONENTS</b> <ul style="list-style-type: none"> <li>30 credit hour program</li> <li>9 credit hours apply from Pathway</li> <li>21 credit hours remaining toward degree</li> </ul>			
<b>START DATES</b> <ul style="list-style-type: none"> <li>Fall: August 19, 2015</li> <li>Spring: January 6, 2016</li> </ul>					
<b>ACCELERATED PATHWAY ENTRY REQUIREMENTS</b> <ul style="list-style-type: none"> <li>4-year undergraduate degree in Geology, Environmental Science or Geoscience</li> <li>2.5 GPA out of 4.0</li> <li>Language requirement:               <ul style="list-style-type: none"> <li>TOEFL iBT 79+ · IELTS 6.5+ · PTEA 53+</li> </ul> </li> </ul>	<b>SEMESTER 1</b>	<b>COURSE TITLE</b>	<b>CREDIT HOURS</b>		
		Study Skills & GRE Test Preparation	0		
	GLY 6246	General Geochemistry	3		
	GLY 5865	Mathematical & Statistical Models-Geology	3		
	GLY 6739	Introduction to Professional Geology	3		
<b>TOTAL</b>			<b>9</b>		

**VISIT**  [hennarot.forest.usf.edu/main/depts/geosci/grad/geology/psm/](http://hennarot.forest.usf.edu/main/depts/geosci/grad/geology/psm/)

### MASTER OF ARTS IN LIBRARY AND INFORMATION SCIENCE

STANDARD PATHWAY - TWO SEMESTERS		DEGREE PROGRAM COMPONENTS			PROGRAM INFORMATION
<b>START DATES</b> <ul style="list-style-type: none"> <li>Fall: August 19, 2015</li> </ul>		<ul style="list-style-type: none"> <li>39 credit hour program</li> <li>12 credit hours apply from Pathway</li> <li>27 credit hours remaining toward degree</li> </ul>			
<b>STANDARD PATHWAY ENTRY REQUIREMENTS</b> <ul style="list-style-type: none"> <li>4-year undergraduate degree</li> <li>2.5 GPA out of 4.0</li> <li>Language requirement:               <ul style="list-style-type: none"> <li>TOEFL iBT 65-78</li> <li>IELTS 5.5-6.0 (All subscores minimum 5.0)</li> <li>PTEA 44-52</li> <li>Completion of Academic English Level 5</li> <li>INTO Password Test Level 6</li> </ul> </li> </ul>	<b>SEMESTER 1</b>	<b>COURSE TITLE</b>	<b>CREDIT HOURS</b>	<b>PROGRESSION REQUIREMENTS</b> <ul style="list-style-type: none"> <li>Minimum 3.25 GPA in Pathway</li> <li>At least one A grade in core graduate courses, and no grade lower than B</li> <li>No Incomplete or Withdraw grades</li> <li>GRE score: 141Q, 156V</li> </ul> <b>These courses are generally delivered through the INTO USF Center and are for Pathway students only.</b>	
	EAP 1850	English for International Students 1	6		
		Study Skills & GRE Test Preparation	0		
	LIS 6603	Basic Information Sources and Services	3		
	LIS 5937	Web Design for Librarians	3		
	<b>TOTAL</b>				<b>12</b>
	<b>SEMESTER 2</b>	<b>COURSE TITLE</b>	<b>CREDIT HOURS</b>		
	EAP 1851	English for International Students 2	6		
		Study Skills & GRE Test Preparation	0		
	LIS 5020	Foundations of Library & Information Science	3		
	5000 or 6000 Level Core/Elective Course	3			
<b>TOTAL</b>			<b>12</b>		
<b>ACCELERATED PATHWAY - ONE SEMESTER</b>		<b>DEGREE PROGRAM COMPONENTS</b> <ul style="list-style-type: none"> <li>39 credit hour program</li> <li>9 credit hours apply from Pathway</li> <li>30 credit hours remaining toward degree</li> </ul>			
<b>START DATES</b> <ul style="list-style-type: none"> <li>Fall: August 19, 2015</li> </ul>					
<b>ACCELERATED PATHWAY ENTRY REQUIREMENTS</b> <ul style="list-style-type: none"> <li>4-year undergraduate degree</li> <li>2.5 GPA out of 4.0</li> <li>Language requirement:               <ul style="list-style-type: none"> <li>TOEFL iBT 79+ · IELTS 6.5+ · PTEA 53+</li> </ul> </li> </ul>	<b>SEMESTER 1</b>	<b>COURSE TITLE</b>	<b>CREDIT HOURS</b>		
		Study Skills & GRE Test Preparation	0		
	LIS 6603	Basic Information Sources and Services	3		
	LIS 5937	Web Design for Librarians	3		
		5000 or 6000 Level Core/Elective Course	3		
<b>TOTAL</b>			<b>9</b>		

**VISIT**  [si.usf.edu/graduate/programs/](http://si.usf.edu/graduate/programs/)

# COLLEGE OF ARTS AND SCIENCES

## MASTER OF ARTS IN MASS COMMUNICATIONS

STANDARD PATHWAY - TWO SEMESTERS		DEGREE PROGRAM COMPONENTS			PROGRAM INFORMATION
<b>START DATES</b> <ul style="list-style-type: none"> <li>Fall: August 19, 2015</li> </ul>		<ul style="list-style-type: none"> <li>39 credit hour program</li> <li>12 credit hours apply from Pathway</li> <li>27 credit hours remaining toward degree</li> </ul>			
<b>STANDARD PATHWAY ENTRY REQUIREMENTS</b> <ul style="list-style-type: none"> <li>4-year undergraduate degree in Mass Communications or a similar field*</li> <li>2.75 GPA out of 4.0</li> <li>Language requirement:                             <ul style="list-style-type: none"> <li>TOEFL iBT 70-78</li> <li>IELTS 6.0</li> <li>PTEA 48-52</li> <li>Completion of Academic English Level 5</li> <li>INTO Password Test Level 6</li> </ul> </li> </ul>		<b>SEMESTER 1</b>	<b>COURSE TITLE</b>	<b>CREDIT HOURS</b>	<b>PROGRESSION REQUIREMENTS</b> <ul style="list-style-type: none"> <li>Minimum 3.25 GPA in Pathway</li> <li>At least one A in core graduate courses, and no grade lower than B</li> <li>No Incomplete or Withdraw grades</li> <li>GRE score: 147Q, 153V</li> <li>Statement of intent</li> <li>3 letters of recommendation</li> </ul> <b>NOTES</b> <p>The Graduate Pathway in Mass Communications is a very rigorous writing intensive program for international students. We strongly encourage students only with appropriate backgrounds to apply for this program.</p> <p>* Examples of similar fields include: Public Relations, Journalism, Telecommunications, Strategic Communications, Advertising and English.</p> <p>** Students will be advised on which electives to take.</p> <p><b>These courses are generally delivered through the INTO USF Center and are for Pathway students only.</b></p>
		EAP 1850	English for International Students 1	6	
			Study Skills & GRE Test Preparation	0	
		MMC 6920	Introduction to Mass Communication Research	3	
		MMC 6400	Mass Communications Theory	3	
			<b>TOTAL</b>	<b>12</b>	
		<b>SEMESTER 2</b>	<b>COURSE TITLE</b>	<b>CREDIT HOURS</b>	
		EAP 1851	English for International Students 2	6	
			Study Skills & GRE Test Preparation	0	
		PUR 5505	Intro to Strategic Comm Theory & Research	3	
		MMC 6421	Research Methods: Quantitative	3	
			<b>TOTAL</b>	<b>12</b>	
<b>ACCELERATED PATHWAY - ONE SEMESTER</b>		<b>DEGREE PROGRAM COMPONENTS</b> <ul style="list-style-type: none"> <li>39 credit hour program</li> <li>9 credit hours apply from Pathway</li> <li>30 credit hours remaining toward degree</li> </ul>			
<b>START DATES</b> <ul style="list-style-type: none"> <li>Fall: August 19, 2015</li> </ul>					
<b>ACCELERATED PATHWAY ENTRY REQUIREMENTS</b> <ul style="list-style-type: none"> <li>4-year undergraduate degree in Mass Communications or a similar field*</li> <li>2.75 GPA out of 4.0</li> <li>Language requirement:                             <ul style="list-style-type: none"> <li>TOEFL iBT 79+ · IELTS 6.5+ · PTEA 53+</li> </ul> </li> </ul>		<b>SEMESTER 1</b>	<b>COURSE TITLE</b>	<b>CREDIT HOURS</b>	
			Study Skills & GRE Test Preparation	0	
		MMC 6920	Introduction to Mass Communication Research	3	
		MMC 6400	Mass Communications Theory	3	
			Graduate Level Elective**	3	
			<b>TOTAL</b>	<b>9</b>	

VISIT [masscom.usf.edu/grad/ma.aspx](http://masscom.usf.edu/grad/ma.aspx)

## MASTER OF ARTS IN MATHEMATICS

STANDARD PATHWAY - TWO SEMESTERS		DEGREE PROGRAM COMPONENTS			PROGRAM INFORMATION
<b>START DATES</b> <ul style="list-style-type: none"> <li>Fall: August 19, 2015</li> <li>Spring: January 6, 2016*</li> </ul>		<ul style="list-style-type: none"> <li>30 credit hour program</li> <li>12 credit hours apply from Pathway</li> <li>18 credit hours remaining toward degree</li> </ul>			
<b>STANDARD PATHWAY ENTRY REQUIREMENTS</b> <ul style="list-style-type: none"> <li>4-year undergraduate degree in Mathematical Sciences</li> <li>2.5 GPA out of 4.0</li> <li>Language requirement:                             <ul style="list-style-type: none"> <li>TOEFL iBT 65-78</li> <li>IELTS 5.5-6.0 (All subscores minimum 5.0)</li> <li>PTEA 44-52</li> <li>Completion of Academic English Level 5</li> <li>INTO Password Test Level 6</li> </ul> </li> </ul>		<b>SEMESTER 1</b>	<b>COURSE TITLE</b>	<b>CREDIT HOURS</b>	<b>PROGRESSION REQUIREMENTS</b> <ul style="list-style-type: none"> <li>Minimum 3.25 GPA in Pathway</li> <li>At least one A grade in core graduate courses, and no grade lower than B</li> <li>No Incomplete or Withdraw grades</li> <li>GRE score: 151Q</li> </ul> <b>NOTES</b> <p>* Spring classes may be different based on course offerings each semester.</p> <p><b>These courses are generally delivered through the INTO USF Center and are for Pathway students only.</b></p>
		EAP 1850	English for International Students 1	6	
			Study Skills & GRE Test Preparation	0	
		MAS 4301	Elementary Abstract Algebra	3	
		MAA 4211	Intermediate Analysis	3	
			<b>TOTAL</b>	<b>12</b>	
		<b>SEMESTER 2</b>	<b>COURSE TITLE</b>	<b>CREDIT HOURS</b>	
		EAP 1851	English for International Students 2	6	
			Study Skills & GRE Test Preparation	0	
		MAS 5107	Advanced Linear Algebra	3	
			First Course in Chosen Sequence	3	
			<b>TOTAL</b>	<b>12</b>	
<b>ACCELERATED PATHWAY - ONE SEMESTER</b>		<b>DEGREE PROGRAM COMPONENTS</b> <ul style="list-style-type: none"> <li>30 credit hour program</li> <li>9 credit hours apply from Pathway</li> <li>21 credit hours remaining toward degree</li> </ul>			
<b>START DATES</b> <ul style="list-style-type: none"> <li>Fall: August 19, 2015</li> <li>Spring: January 6, 2016*</li> </ul>					
<b>ACCELERATED PATHWAY ENTRY REQUIREMENTS</b> <ul style="list-style-type: none"> <li>4-year undergraduate degree in Mathematical Sciences</li> <li>2.5 GPA out of 4.0</li> <li>Language requirement:                             <ul style="list-style-type: none"> <li>TOEFL iBT 79+ · IELTS 6.5+ · PTEA 53+</li> </ul> </li> </ul>		<b>SEMESTER 1</b>	<b>COURSE TITLE</b>	<b>CREDIT HOURS</b>	
			Study Skills & GRE Test Preparation	0	
		MAS 4301	Elementary Abstract Algebra	3	
		MAA 4211	Intermediate Analysis	3	
		MAS 5107	Advanced Linear Algebra	3	
			<b>TOTAL</b>	<b>9</b>	

VISIT [math.usf.edu/grad/math/](http://math.usf.edu/grad/math/)

# GRADUATE PATHWAY PROGRAMS

## COLLEGE OF ARTS AND SCIENCES

### MASTER OF SCIENCE IN MICROBIOLOGY

STANDARD PATHWAY - TWO SEMESTERS		DEGREE PROGRAM COMPONENTS			PROGRAM INFORMATION
<b>START DATES</b> <ul style="list-style-type: none"> <li>Fall: August 19, 2015</li> <li>Spring: January 6, 2016</li> </ul>		<ul style="list-style-type: none"> <li>30 credit hour program</li> <li>12 credit hours apply from Pathway</li> <li>18 credit hours remaining toward degree</li> </ul>			
<b>STANDARD PATHWAY ENTRY REQUIREMENTS</b> <ul style="list-style-type: none"> <li>4-year undergraduate degree in Natural Sciences (Biology, Chemistry, Medicine)</li> <li>2.5 GPA out of 4.0</li> <li>Language requirement:               <ul style="list-style-type: none"> <li>TOEFL iBT 65-78</li> <li>IELTS 5.5-6.0 (All subscores minimum 5.0)</li> <li>PTEA 44-52</li> <li>Completion of Academic English Level 5</li> <li>INTO Password Test Level 6</li> </ul> </li> </ul>		<b>SEMESTER 1</b>	<b>COURSE TITLE</b>	<b>CREDIT HOURS</b>	<b>PROGRESSION REQUIREMENTS</b> <ul style="list-style-type: none"> <li>Minimum 3.25 GPA in Pathway</li> <li>At least one A grade in core graduate courses, and no grade lower than B</li> <li>No Incomplete or Withdraw grades</li> <li>GRE score: 148Q, 153V, 4.5AW</li> <li>3 letters of recommendation</li> <li>Statement of purpose</li> </ul> <b>* NOTES FOR SELECTED GRADUATE LEVEL CORE COURSES</b> <p><b>Fall Semester</b></p> BSC5931 Virology BSC5931 Bioinformatics BSC6932 Prokaryotic Molecular Genetics BSC6932 Proteomics PCB5256 Developmental Mechanisms <p><b>Spring Semester</b></p> MCB5206 Public Health and Pathogenic Microbiology BSC5420 Genetic Engineering BSC5931 Molecular Microbial Ecology BSC5931 Eukaryotic Genomics MCB5208 Cellular Microbiology <p><i>These courses are generally delivered through the INTO USF Center and are for Pathway students only.</i></p>
		EAP 1850	English for International Students 1	6	
			Study Skills & GRE Test Preparation	0	
			Graduate Level Core Course*	3	
			Graduate Level Core Course*	3	
		<b>TOTAL</b>		<b>12</b>	
		<b>SEMESTER 2</b>	<b>COURSE TITLE</b>	<b>CREDIT HOURS</b>	
		EAP 1851	English for International Students 2	6	
			Study Skills & GRE Test Preparation	0	
			Graduate Level Core Course*	3	
			Graduate Level Core Course*	3	
		<b>TOTAL</b>		<b>12</b>	
<b>ACCELERATED PATHWAY - ONE SEMESTER</b>		<b>DEGREE PROGRAM COMPONENTS</b> <ul style="list-style-type: none"> <li>30 credit hour program</li> <li>9 credit hours apply from Pathway</li> <li>21 credit hours remaining toward degree</li> </ul>			
<b>START DATES</b> <ul style="list-style-type: none"> <li>Fall: August 19, 2015</li> <li>Spring: January 6, 2016</li> </ul>					
<b>ACCELERATED PATHWAY ENTRY REQUIREMENTS</b> <ul style="list-style-type: none"> <li>4-year undergraduate degree in Natural Sciences (Biology, Chemistry, Medicine)</li> <li>2.5 GPA out of 4.0</li> <li>Language requirement:               <ul style="list-style-type: none"> <li>TOEFL iBT 79+ · IELTS 6.5+ · PTEA 53+</li> </ul> </li> </ul>		<b>SEMESTER 1</b>	<b>COURSE TITLE</b>	<b>CREDIT HOURS</b>	
			Study Skills & GRE Test Preparation	0	
			Graduate Level Core Course*	3	
			Graduate Level Core Course*	3	
			Graduate Level Core Course*	3	
		<b>TOTAL</b>		<b>9</b>	

VISIT  [biology.usf.edu/cmmb/grad/micro/](http://biology.usf.edu/cmmb/grad/micro/)

### MASTER OF SCIENCE IN PHYSICS

STANDARD PATHWAY - TWO SEMESTERS		DEGREE PROGRAM COMPONENTS			PROGRAM INFORMATION
<b>START DATES</b> <ul style="list-style-type: none"> <li>Fall: August 19, 2015</li> <li>Spring: January 6, 2016</li> </ul>		<ul style="list-style-type: none"> <li>30 credit hour program</li> <li>12 credit hours apply from Pathway</li> <li>18 credit hours remaining toward degree</li> </ul>			
<b>STANDARD PATHWAY ENTRY REQUIREMENTS</b> <ul style="list-style-type: none"> <li>4-year undergraduate degree in Physics or related field (Biology, Chemistry, Mathematics)</li> <li>2.5 GPA out of 4.0</li> <li>Language requirement:               <ul style="list-style-type: none"> <li>TOEFL iBT 65-78</li> <li>IELTS 5.5-6.0 (All subscores minimum 5.0)</li> <li>PTEA 44-52</li> <li>Completion of Academic English Level 5</li> <li>INTO Password Test Level 6</li> </ul> </li> </ul>		<b>SEMESTER 1</b>	<b>COURSE TITLE</b>	<b>CREDIT HOURS</b>	<b>PROGRESSION REQUIREMENTS</b> <ul style="list-style-type: none"> <li>Minimum 3.25 GPA in Pathway</li> <li>At least one A grade in core graduate courses, and no grade lower than B</li> <li>No Incomplete or Withdraw grades</li> <li>GRE score on file, GRE Physics section is recommended</li> <li>3 letters of recommendation</li> <li>Statement of purpose</li> <li>Résumé</li> </ul> <b>* NOTES FOR SELECTED GRADUATE LEVEL CORE COURSES</b> PHZ 5115 Mathematical Methods 1 PHY 6346 Electricity and Magnetism 1 PHY 6645 Quantum Mechanics 1 PHY 6646 Quantum Mechanics 2 PHY 6536 Statistical Mechanics PHZ 7940 Industrial Practicum <p><i>These courses are generally delivered through the INTO USF Center and are for Pathway students only.</i></p>
		EAP 1850	English for International Students 1	6	
			Study Skills & GRE Test Preparation	0	
			Graduate Level Core Course*	3	
			Graduate Level Core Course*	3	
		<b>TOTAL</b>		<b>12</b>	
		<b>SEMESTER 2</b>	<b>COURSE TITLE</b>	<b>CREDIT HOURS</b>	
		EAP 1851	English for International Students 2	6	
			Study Skills & GRE Test Preparation	0	
			Graduate Level Core Course*	3	
			Graduate Level Core Course*	3	
		<b>TOTAL</b>		<b>12</b>	
<b>ACCELERATED PATHWAY - ONE SEMESTER</b>		<b>DEGREE PROGRAM COMPONENTS</b> <ul style="list-style-type: none"> <li>30 credit hour program</li> <li>9 credit hours apply from Pathway</li> <li>21 credit hours remaining toward degree</li> </ul>			
<b>START DATES</b> <ul style="list-style-type: none"> <li>Fall: August 19, 2015</li> <li>Spring: January 6, 2016</li> </ul>					
<b>ACCELERATED PATHWAY ENTRY REQUIREMENTS</b> <ul style="list-style-type: none"> <li>4-year undergraduate degree in Physics or related field (Biology, Chemistry, Mathematics)</li> <li>2.5 GPA out of 4.0</li> <li>Language requirement:               <ul style="list-style-type: none"> <li>TOEFL iBT 79+ · IELTS 6.5+ · PTEA 53+</li> </ul> </li> </ul>		<b>SEMESTER 1</b>	<b>COURSE TITLE</b>	<b>CREDIT HOURS</b>	
			Study Skills & GRE Test Preparation	0	
			Graduate Level Core Course*	3	
			Graduate Level Core Course*	3	
			Graduate Level Core Course*	3	
		<b>TOTAL</b>		<b>9</b>	

VISIT  [physics.usf.edu/graduate/masterofscience/](http://physics.usf.edu/graduate/masterofscience/)

# COLLEGE OF ARTS AND SCIENCES

## MASTER OF ARTS IN POLITICAL SCIENCE

STANDARD PATHWAY - TWO SEMESTERS		DEGREE PROGRAM COMPONENTS			PROGRAM INFORMATION
<b>START DATES</b> <ul style="list-style-type: none"> <li>Fall: August 19, 2015</li> <li>Spring: January 6, 2016</li> </ul>		<ul style="list-style-type: none"> <li>36 credit hour program</li> <li>12 credit hours apply from Pathway</li> <li>24 credit hours remaining toward degree</li> </ul>			
<b>STANDARD PATHWAY ENTRY REQUIREMENTS</b> <ul style="list-style-type: none"> <li>4-year undergraduate degree</li> <li>2.5 GPA out of 4.0</li> <li>Language requirement:                             <ul style="list-style-type: none"> <li>TOEFL iBT 65-78</li> <li>IELTS 5.5-6.0 (All subscores minimum 5.0)</li> <li>PTEA 48-52</li> <li>Completion of Academic English Level 5</li> <li>INTO Password Test Level 6</li> </ul> </li> </ul>		<b>SEMESTER 1</b>	<b>COURSE TITLE</b>	<b>CREDIT HOURS</b>	<b>PROGRESSION REQUIREMENTS</b> <ul style="list-style-type: none"> <li>Minimum 3.25 GPA in Pathway</li> <li>At least one A in core graduate courses, and no grade lower than B</li> <li>No Incomplete or Withdraw grades</li> <li>GRE score on file</li> <li>Statement of purpose</li> <li>3 letters of recommendation</li> </ul> <b>NOTES</b> <p>To earn an MA in Political Science students are required to complete a thesis that provides new insight into a relevant topic in political science or international studies. Students must prepare a written thesis and defend their work in a formal oral presentation before their committee.</p> <p>* Students will be advised on which electives to take.</p> <p>These courses are generally delivered through the INTO USF Center and are for Pathway students only.</p>
		EAP 1850	English for International Students 1	6	
			Study Skills & GRE Test Preparation	0	
		CPO 6091	Seminar in Comparative Politics	3	
			Graduate Level Elective*	3	
			<b>TOTAL</b>	<b>12</b>	
		<b>SEMESTER 2</b>	<b>COURSE TITLE</b>	<b>CREDIT HOURS</b>	
		EAP 1851	English for International Students 2	6	
			Study Skills & GRE Test Preparation	0	
		INR 6007	Seminar in International Relations	3	
			Graduate Level Elective*	3	
			<b>TOTAL</b>	<b>12</b>	
<b>ACCELERATED PATHWAY - ONE SEMESTER</b>		<b>DEGREE PROGRAM COMPONENTS</b> <ul style="list-style-type: none"> <li>36 credit hour program</li> <li>9 credit hours apply from Pathway</li> <li>27 credit hours remaining toward degree</li> </ul>			
<b>START DATES</b> <ul style="list-style-type: none"> <li>Fall: August 19, 2015</li> <li>Spring: January 6, 2016</li> </ul>					
<b>ACCELERATED PATHWAY ENTRY REQUIREMENTS</b> <ul style="list-style-type: none"> <li>4-year undergraduate degree</li> <li>2.5 GPA out of 4.0</li> <li>Language requirement:                             <ul style="list-style-type: none"> <li>TOEFL iBT 79+ · IELTS 6.5+ · PTEA 53+</li> </ul> </li> </ul>		<b>SEMESTER 1</b>	<b>COURSE TITLE</b>	<b>CREDIT HOURS</b>	
			Study Skills & GRE Test Preparation	0	
		CPO 6091	Seminar in Comparative Politics or	3	
		INR 6007	Seminar in International Relations	3	
			Graduate Level Elective*	3	
			Graduate Level Elective*	3	
			<b>TOTAL</b>	<b>9</b>	

VISIT [gia.usf.edu/ps/ghome/](http://gia.usf.edu/ps/ghome/)

## MASTER OF ARTS IN STATISTICS

STANDARD PATHWAY - TWO SEMESTERS		DEGREE PROGRAM COMPONENTS			PROGRAM INFORMATION
<b>START DATES</b> <ul style="list-style-type: none"> <li>Fall: August 19, 2015</li> <li>Spring: January 6, 2016*</li> </ul>		<ul style="list-style-type: none"> <li>30 credit hour program</li> <li>12 credit hours apply from Pathway</li> <li>18 credit hours remaining toward degree</li> </ul>			
<b>STANDARD PATHWAY ENTRY REQUIREMENTS</b> <ul style="list-style-type: none"> <li>4-year undergraduate degree in Statistics (preferred), Mathematics, Physical Sciences, Engineering or Business required</li> <li>2.5 GPA out of 4.0</li> <li>Language requirement:                             <ul style="list-style-type: none"> <li>TOEFL iBT 65-78</li> <li>IELTS 5.5-6.0 (All subscores minimum 5.0)</li> <li>PTEA 44-52</li> <li>Completion of Academic English Level 5</li> <li>INTO Password Test Level 6</li> </ul> </li> </ul>		<b>SEMESTER 1</b>	<b>COURSE TITLE</b>	<b>CREDIT HOURS</b>	<b>PROGRESSION REQUIREMENTS</b> <ul style="list-style-type: none"> <li>Minimum 3.25 GPA in Pathway</li> <li>At least one A grade in core graduate courses, and no grade lower than B</li> <li>No Incomplete or Withdraw grades</li> <li>GRE score: 151Q, 143V, 4.5AW</li> </ul> <b>NOTES</b> <p>* Spring classes may be different based on course offerings each semester.</p> <p>These courses are generally delivered through the INTO USF Center and are for Pathway students only.</p>
		EAP 1850	English for International Students 1	6	
			Study Skills & GRE Test Preparation	0	
		STA 5166	Statistical Methods I	3	
		STA 5326	Mathematical Statistics I	3	
			<b>TOTAL</b>	<b>12</b>	
		<b>SEMESTER 2</b>	<b>COURSE TITLE</b>	<b>CREDIT HOURS</b>	
		EAP 1851	English for International Students 2	6	
			Study Skills & GRE Test Preparation	0	
		STA 6167	Statistical Methods II	3	
		STA 6326	Mathematical Statistics II	3	
			<b>TOTAL</b>	<b>12</b>	
<b>ACCELERATED PATHWAY - ONE SEMESTER</b>		<b>DEGREE PROGRAM COMPONENTS</b> <ul style="list-style-type: none"> <li>30 credit hour program</li> <li>9 credit hours apply from Pathway</li> <li>21 credit hours remaining toward degree</li> </ul>			
<b>START DATES</b> <ul style="list-style-type: none"> <li>Fall: August 19, 2015</li> <li>Spring: January 6, 2016*</li> </ul>					
<b>ACCELERATED PATHWAY ENTRY REQUIREMENTS</b> <ul style="list-style-type: none"> <li>4-year undergraduate degree in Statistics (preferred), Mathematics, Physical Sciences, Engineering or Business required</li> <li>2.5 GPA out of 4.0</li> <li>Language requirement:                             <ul style="list-style-type: none"> <li>TOEFL iBT 79+ · IELTS 6.5+ · PTEA 53+</li> </ul> </li> </ul>		<b>SEMESTER 1</b>	<b>COURSE TITLE</b>	<b>CREDIT HOURS</b>	
			Study Skills & GRE Test Preparation	0	
		STA 5166	Statistical Methods I	3	
		STA 5446	Probability Theory I	3	
		STA 5326	Mathematical Statistics I	3	
			<b>TOTAL</b>	<b>9</b>	

VISIT [math.usf.edu/grad/stats/ma/](http://math.usf.edu/grad/stats/ma/)

# GRADUATE PATHWAY PROGRAMS

## NEW: COLLEGE OF ARTS AND SCIENCES



Students from the Master of Urban and Regional Planning program experience small class sizes and hands-on learning.

### ABOUT THE PROGRAM

The Master of Urban and Regional Planning is designed to train students to become planning practitioners able to work in a variety of public and private sector environments in a number of different fields. Graduates of this program will go on to play a vital role addressing the planning and public policy challenges in our region and beyond.

Tampa's diverse and dynamic urban setting provides an exceptional context for service learning and internship opportunities with major planning organizations. The program provides real-world experiences through a required internship with a planning agency or firm.

**THE TAMPA BAY AREA IS ONE OF THE FASTEST-GROWING METROPOLITAN AREAS IN THE NATION AND HOME TO MANY TOP-TIER PLANNING FIRMS.**

### NEW: MASTER OF URBAN AND REGIONAL PLANNING

STANDARD PATHWAY - TWO SEMESTERS		DEGREE PROGRAM COMPONENTS			PROGRAM INFORMATION
<b>START DATES</b> <ul style="list-style-type: none"> <li>Fall: August 19, 2015</li> <li>Spring: January 6, 2016</li> </ul>		<ul style="list-style-type: none"> <li>48 credit hour program</li> <li>12 credit hours apply from Pathway</li> <li>36 credit hours remaining toward degree</li> </ul>			<b>PROGRESSION REQUIREMENTS</b> <ul style="list-style-type: none"> <li>Minimum 3.25 GPA in Pathway</li> <li>At least one A grade in core graduate courses, and no grade lower than B</li> <li>No Incomplete or Withdraw grades</li> <li>GRE on file</li> <li>Detailed statement of intent</li> <li>Two supportive letters of recommendation</li> </ul> <p><i>These courses are generally delivered through the INTO USF Center and are for Pathway students only.</i></p>
<b>STANDARD PATHWAY ENTRY REQUIREMENTS</b> <ul style="list-style-type: none"> <li>4-year undergraduate degree</li> <li>2.5 GPA out of 4.0</li> <li>Language requirement:                             <ul style="list-style-type: none"> <li>TOEFL iBT 65-78</li> <li>IELTS 5.5-6.0 (All subscores minimum 5.0)</li> <li>PTEA 44-52</li> <li>Completion of Academic English Level 5</li> <li>INTO Password Test Level 6</li> </ul> </li> </ul>		<b>SEMESTER 1</b>	<b>COURSE TITLE</b>	<b>CREDIT HOURS</b>	
		EAP 1850	English for International Students 1	6	
			Study Skills & GRE Test Preparation	0	
		URP 6100	Planning, Theory and History	3	
		URP 6111	Planning, Policy and Politics	3	
		<b>TOTAL</b>		<b>12</b>	
		<b>SEMESTER 2</b>	<b>COURSE TITLE</b>	<b>CREDIT HOURS</b>	
		EAP 1851	English for International Students 2	6	
			Study Skills & GRE Test Preparation	0	
		URP 6136	Land Use Planning	3	
		URP 6232	Research Methods for Urban & Reg. Planning	3	
		<b>TOTAL</b>		<b>12</b>	
<b>ACCELERATED PATHWAY - ONE SEMESTER</b>		<b>DEGREE PROGRAM COMPONENTS</b> <ul style="list-style-type: none"> <li>48 credit hour program</li> <li>9 credit hours apply from Pathway</li> <li>39 credit hours remaining toward degree</li> </ul>			
<b>START DATES</b> <ul style="list-style-type: none"> <li>Fall: August 19, 2015</li> <li>Spring: January 6, 2016</li> </ul>		<b>SEMESTER 1</b>	<b>COURSE TITLE</b>	<b>CREDIT HOURS</b>	
<b>ACCELERATED PATHWAY ENTRY REQUIREMENTS</b> <ul style="list-style-type: none"> <li>4-year undergraduate degree</li> <li>2.5 GPA out of 4.0</li> <li>Language requirement:                             <ul style="list-style-type: none"> <li>TOEFL iBT 79+ · IELTS 6.5+ · PTEA 53+</li> </ul> </li> </ul>			Study Skills & GRE Test Preparation	0	
		URP 6100	Planning, Theory and History	3	
		URP 6111	Planning, Policy and Politics	3	
		URP 6136	Land Use Planning	3	
		<b>TOTAL</b>		<b>9</b>	

# COLLEGE OF BUSINESS

## MASTER OF BUSINESS ADMINISTRATION (MBA)

STANDARD PATHWAY - TWO SEMESTERS		DEGREE PROGRAM COMPONENTS			PROGRAM INFORMATION
<b>START DATES</b> <ul style="list-style-type: none"> <li>Fall: August 19, 2015</li> <li>Spring: January 6, 2016</li> </ul>		<ul style="list-style-type: none"> <li>48 credit hour program</li> <li>12 credit hours apply from Pathway</li> <li>36 credit hours remaining toward degree</li> </ul>			
<b>STANDARD PATHWAY ENTRY REQUIREMENTS</b> <ul style="list-style-type: none"> <li>4-year undergraduate degree</li> <li>2.5 GPA out of 4.0</li> <li>Language requirement:                             <ul style="list-style-type: none"> <li>TOEFL iBT 65-78</li> <li>IELTS 5.5-6.0 (All subscores minimum 5.0)</li> <li>PTEA 44-52</li> <li>Completion of Academic English Level 5</li> <li>INTO Password Test Level 6</li> </ul> </li> <li>2 years of full-time professional work experience*</li> </ul>		<b>SEMESTER 1</b>	<b>COURSE TITLE</b>	<b>CREDIT HOURS</b>	<b>PROGRESSION REQUIREMENTS</b> <ul style="list-style-type: none"> <li>Minimum 3.25 GPA in Pathway</li> <li>At least one A grade in core graduate courses, and no grade lower than B</li> <li>No Incomplete or Withdraw grades</li> <li>500+ GMAT, 20 Verbal</li> <li>Professional résumé with timeline and job description</li> <li>Statement of purpose</li> <li>2 letters of recommendation from employers that verify time, job title, job description, and number of hours worked per week (full-time vs. part-time).</li> </ul>
		EAP 1850	English for International Students 1	6	
			Study Skills & GMAT Test Preparation	0	
		GEB 6930	Business Communications	1	
		ECO 6005	Introduction to Economic Concepts (12wks)	3	
		ACG 6026	Accounting Concepts for Managers (12wks)	3	
			<b>TOTAL</b>	<b>13</b>	
		<b>SEMESTER 2</b>	<b>COURSE TITLE</b>	<b>CREDIT HOURS</b>	
		EAP 1851	English for International Students 2	6	
			Study Skills & GMAT Test Preparation	0	
		ISM 6021	Management Information System (8wks)	2	
		QMB 6305	Managerial Decision Analysis (8wks)	2	
		FIN 6406	Financial Management (8wks)	2	
			<b>TOTAL</b>	<b>12</b>	
<b>ACCELERATED PATHWAY - ONE SEMESTER</b>		<b>DEGREE PROGRAM COMPONENTS</b> <ul style="list-style-type: none"> <li>48 credit hour program</li> <li>10 credit hours apply from Pathway</li> <li>38 credit hours remaining toward degree</li> </ul>			<b>NOTES</b> <p>* Work experience does not need to be business based and can include teaching, military service or government experience.</p> <p>The program requires the equivalent of two years of full-time professional working experience. Part-time employment can be considered as fraction of full-time employment, so if the working time is 20 hours per week, it counts as 50% of full-time, if the work time is 10 hours per week, it counts as 25% of full-time.</p> <p>Internships can be considered as a part of the working experience (maximum can substitute for 1 year, if the internship is full-time, if it is part-time then the timeline has to be 2 years' worth of internship to equal 1 year of professional working experience) but it is not acceptable if that is the only working experience.</p> <p><b>These courses are generally delivered through the INTO USF Center and are for Pathway students only.</b></p> <p><b>These courses are delivered by the College of Business and are for Pathway students only.</b></p>
<b>START DATES</b> <ul style="list-style-type: none"> <li>Fall: August 19, 2015</li> <li>Spring: January 6, 2016</li> </ul>					
<b>ACCELERATED PATHWAY ENTRY REQUIREMENTS</b> <ul style="list-style-type: none"> <li>4-year undergraduate degree</li> <li>2.5 GPA out of 4.0</li> <li>Language requirement:                             <ul style="list-style-type: none"> <li>TOEFL iBT 79+ · IELTS 6.5+ · PTEA 53+</li> </ul> </li> <li>2 years of full-time professional work experience*</li> </ul>		<b>SEMESTER 1</b>	<b>COURSE TITLE</b>	<b>CREDIT HOURS</b>	
			Study Skills & GMAT Test Preparation	0	
		GEB 6930	Business Communications	1	
		ECO 6005	Introduction to Economic Concepts (12wks)	3	
		ACG 6026	Accounting Concepts for Managers (12wks)	3	
		ISM 6021	Management Information System (8wks)	2	
		QMB 6305	Managerial Decision Analysis (8wks)	2	
			<b>TOTAL</b>	<b>11</b>	

**VISIT** [business.usf.edu/programs/mba/curriculum.asp](http://business.usf.edu/programs/mba/curriculum.asp)

## MASTER OF SCIENCE IN ENTREPRENEURSHIP IN APPLIED TECHNOLOGIES

STANDARD PATHWAY - TWO SEMESTERS		DEGREE PROGRAM COMPONENTS			PROGRAM INFORMATION
<b>START DATES</b> <ul style="list-style-type: none"> <li>Fall: August 19, 2015</li> <li>Spring: January 6, 2016</li> </ul>		<ul style="list-style-type: none"> <li>30 credit hour program</li> <li>12 credit hours apply from Pathway</li> <li>18 credit hours remaining toward degree</li> </ul>			
<b>STANDARD PATHWAY ENTRY REQUIREMENTS</b> <ul style="list-style-type: none"> <li>4-year undergraduate degree</li> <li>2.5 GPA out of 4.0</li> <li>Language requirement:                             <ul style="list-style-type: none"> <li>TOEFL iBT 65-78</li> <li>IELTS 5.5-6.0 (All subscores minimum 5.0)</li> <li>PTEA 44-52</li> <li>Completion of Academic English Level 5</li> <li>INTO Password Test Level 6</li> </ul> </li> </ul>		<b>SEMESTER 1</b>	<b>COURSE TITLE</b>	<b>CREDIT HOURS</b>	<b>PROGRESSION REQUIREMENTS</b> <ul style="list-style-type: none"> <li>Minimum 3.25 GPA in Pathway</li> <li>At least one A grade in core and/or required graduate courses, and no grade lower than B</li> <li>No Incomplete or Withdraw grades</li> <li>500+ GMAT, 20 Verbal</li> <li>Résumé</li> <li>250 word statement of interest</li> </ul> <p><b>These courses are generally delivered through the INTO USF Center and are for Pathway students only.</b></p>
		EAP 1850	English for International Students 1	6	
			Study Skills & GMAT Test Preparation	0	
		ENT 6415	Venture Capital and Private Equity	3	
		ENT 6016	New Venture Formation	3	
			<b>TOTAL</b>	<b>12</b>	
		<b>SEMESTER 2</b>	<b>COURSE TITLE</b>	<b>CREDIT HOURS</b>	
		EAP 1851	English for International Students 2	6	
			Study Skills & GMAT Test Preparation	0	
		ENT 6186	Strategic Marketing Assessment	3	
		ENT 6116	Business Plan Development	3	
			<b>TOTAL</b>	<b>12</b>	
<b>ACCELERATED PATHWAY - ONE SEMESTER</b>		<b>DEGREE PROGRAM COMPONENTS</b> <ul style="list-style-type: none"> <li>30 credit hour program</li> <li>9 credit hours apply from Pathway</li> <li>21 credit hours remaining toward degree</li> </ul>			
<b>START DATES</b> <ul style="list-style-type: none"> <li>Fall: August 19, 2015</li> <li>Spring: January 6, 2016</li> </ul>					
<b>ACCELERATED PATHWAY ENTRY REQUIREMENTS</b> <ul style="list-style-type: none"> <li>4-year undergraduate degree</li> <li>2.5 GPA out of 4.0</li> <li>Language requirement:                             <ul style="list-style-type: none"> <li>TOEFL iBT 79+ · IELTS 6.5+ · PTEA 53+</li> </ul> </li> </ul>		<b>SEMESTER 1</b>	<b>COURSE TITLE</b>	<b>CREDIT HOURS</b>	
			Study Skills & GMAT Test Preparation	0	
		ENT 6415	Venture Capital and Private Equity	3	
		ENT 6016	New Venture Formation	3	
		ENT 6186	Strategic Marketing Assessment	3	
			<b>TOTAL</b>	<b>9</b>	

**VISIT** [entrepreneurship.usf.edu/programs/masters](http://entrepreneurship.usf.edu/programs/masters)

# GRADUATE PATHWAY PROGRAMS

## COLLEGE OF BUSINESS

### MASTER OF SCIENCE IN FINANCE

STANDARD PATHWAY - TWO SEMESTERS		DEGREE PROGRAM COMPONENTS			PROGRAM INFORMATION
<b>START DATES</b> <ul style="list-style-type: none"> <li>Fall: August 19, 2015</li> <li>Spring: January 6, 2016</li> </ul>		<ul style="list-style-type: none"> <li>42 credit hour program</li> <li>12 credit hours apply from Pathway</li> <li>30 credit hours remaining toward degree</li> </ul>			
<b>STANDARD PATHWAY ENTRY REQUIREMENTS</b> <ul style="list-style-type: none"> <li>4-year undergraduate degree</li> <li>2.5 GPA out of 4.0</li> <li>Language requirement:               <ul style="list-style-type: none"> <li>TOEFL iBT 65-78</li> <li>IELTS 5.5-6.0 (All subscores minimum 5.0)</li> <li>PTEA 44-52</li> <li>Completion of Academic English Level 5</li> <li>INTO Password Test Level 6</li> </ul> </li> </ul>		<b>SEMESTER 1</b>	<b>COURSE TITLE</b>	<b>CREDIT HOURS</b>	<b>PROGRESSION REQUIREMENTS</b> <ul style="list-style-type: none"> <li>Minimum 3.25 GPA in Pathway</li> <li>At least one A grade in core and/or required graduate courses, and no grade lower than B</li> <li>No Incomplete or Withdraw grades</li> <li>550+ GMAT or equivalent score</li> <li>Résumé</li> <li>250 word statement of interest</li> </ul> <p><i>These courses are generally delivered through the INTO USF Center and are for Pathway students only.</i></p> <p><i>These courses are delivered by the College of Business and are for Pathway students only.</i></p>
		EAP 1850	English for International Students 1	6	
			Study Skills & GMAT Test Preparation	0	
		GEB 6930	Business Communications	1	
		ECO 6005	Introduction to Economic Concepts (12wks)	3	
		ACG 6026	Accounting Concepts for Managers (12wks)	3	
		TOTAL		13	
		<b>SEMESTER 2</b>	<b>COURSE TITLE</b>	<b>CREDIT HOURS</b>	
		EAP 1851	English for International Students 2	6	
			Study Skills & GMAT Test Preparation	0	
		ISM 6021	Management Information System (8wks)	2	
		QMB 6305	Managerial Decision Analysis (8wks)	2	
		FIN 6406	Financial Management (8wks)	2	
		TOTAL		12	
<b>ACCELERATED PATHWAY - ONE SEMESTER</b>		<b>DEGREE PROGRAM COMPONENTS</b> <ul style="list-style-type: none"> <li>40 credit hour program</li> <li>10 credit hours apply from Pathway</li> <li>30 credit hours remaining toward degree</li> </ul>			
<b>START DATES</b> <ul style="list-style-type: none"> <li>Fall: August 19, 2015</li> <li>Spring: January 6, 2016</li> </ul>					
<b>ACCELERATED PATHWAY ENTRY REQUIREMENTS</b> <ul style="list-style-type: none"> <li>4-year undergraduate degree</li> <li>2.5 GPA out of 4.0</li> <li>Language requirement:               <ul style="list-style-type: none"> <li>TOEFL iBT 79+ · IELTS 6.5+ · PTEA 53+</li> </ul> </li> </ul>		<b>SEMESTER 1</b>	<b>COURSE TITLE</b>	<b>CREDIT HOURS</b>	
			Study Skills & GMAT Test Preparation	0	
		GEB 6930	Business Communications	1	
		ECO 6005	Introduction to Economic Concepts (12wks)	3	
		ACG 6026	Accounting Concepts for Managers (12wks)	3	
		FIN 6406	Financial Management (8wks)	2	
		QMB 6305	Managerial Decision Analysis (8wks)	2	
		TOTAL		11	

**VISIT** [usf.edu/business/graduate/masters/finance/](https://usf.edu/business/graduate/masters/finance/)

### MASTER OF SCIENCE IN MANAGEMENT

STANDARD PATHWAY - TWO SEMESTERS		DEGREE PROGRAM COMPONENTS			PROGRAM INFORMATION
<b>START DATES</b> <ul style="list-style-type: none"> <li>Fall: August 19, 2015</li> <li>Spring: January 6, 2016</li> </ul>		<ul style="list-style-type: none"> <li>42 credit hour program</li> <li>12 credit hours apply from Pathway</li> <li>30 credit hours remaining toward degree</li> </ul>			
<b>STANDARD PATHWAY ENTRY REQUIREMENTS</b> <ul style="list-style-type: none"> <li>4-year undergraduate degree</li> <li>2.5 GPA out of 4.0</li> <li>Language requirement:               <ul style="list-style-type: none"> <li>TOEFL iBT 65-78</li> <li>IELTS 5.5-6.0 (All subscores minimum 5.0)</li> <li>PTEA 44-52</li> <li>Completion of Academic English Level 5</li> <li>INTO Password Test Level 6</li> </ul> </li> </ul>		<b>SEMESTER 1</b>	<b>COURSE TITLE</b>	<b>CREDIT HOURS</b>	<b>PROGRESSION REQUIREMENTS</b> <ul style="list-style-type: none"> <li>Minimum 3.25 GPA in Pathway</li> <li>At least one A grade in core and/or required graduate courses, and no grade lower than B</li> <li>No Incomplete or Withdraw grades</li> <li>500+ GMAT, 20 Verbal</li> <li>Résumé</li> <li>Statement of purpose</li> <li>2 letters of reference</li> </ul> <p><i>These courses are generally delivered through the INTO USF Center and are for Pathway students only.</i></p> <p><i>These courses are delivered by the College of Business and are for Pathway students only.</i></p>
		EAP 1850	English for International Students 1	6	
			Study Skills & GMAT Test Preparation	0	
		GEB 6930	Business Communications	1	
		ECO 6005	Introduction to Economic Concepts (12wks)	3	
		ACG 6026	Accounting Concepts for Managers (12wks)	3	
		TOTAL		13	
		<b>SEMESTER 2</b>	<b>COURSE TITLE</b>	<b>CREDIT HOURS</b>	
		EAP 1851	English for International Students 2	6	
			Study Skills & GMAT Test Preparation	0	
		ISM 6021	Management Information System (8wks)	2	
		QMB 6305	Managerial Decision Analysis (8wks)	2	
		FIN 6406	Financial Management (8wks)	2	
		TOTAL		12	
<b>ACCELERATED PATHWAY - ONE SEMESTER</b>		<b>DEGREE PROGRAM COMPONENTS</b> <ul style="list-style-type: none"> <li>40 credit hour program</li> <li>10 credit hours apply from Pathway</li> <li>30 credit hours remaining toward degree</li> </ul>			
<b>START DATES</b> <ul style="list-style-type: none"> <li>Fall: August 19, 2015</li> <li>Spring: January 6, 2016</li> </ul>					
<b>ACCELERATED PATHWAY ENTRY REQUIREMENTS</b> <ul style="list-style-type: none"> <li>4-year undergraduate degree</li> <li>2.5 GPA out of 4.0</li> <li>Language requirement:               <ul style="list-style-type: none"> <li>TOEFL iBT 79+ · IELTS 6.5+ · PTEA 53+</li> </ul> </li> </ul>		<b>SEMESTER 1</b>	<b>COURSE TITLE</b>	<b>CREDIT HOURS</b>	
			Study Skills & GMAT Test Preparation	0	
		GEB 6930	Business Communications	1	
		ECO 6005	Introduction to Economic Concepts (12wks)	3	
		ACG 6026	Accounting Concepts for Managers (12wks)	3	
		ISM 6021	Management Information System (8wks)	2	
		QMB 6305	Managerial Decision Analysis (8wks)	2	
		TOTAL		11	

**VISIT** [usf.edu/business/graduate/masters/management/](https://usf.edu/business/graduate/masters/management/)



# COLLEGE OF BUSINESS

## MASTER OF SCIENCE IN MANAGEMENT INFORMATION SYSTEMS

STANDARD PATHWAY - TWO SEMESTERS	DEGREE PROGRAM COMPONENTS			PROGRAM INFORMATION	
<b>START DATES</b> <ul style="list-style-type: none"> <li>Fall: August 19, 2015</li> <li>Spring: January 6, 2016</li> </ul>	<ul style="list-style-type: none"> <li>45 credit hour program</li> <li>12 credit hours apply from Pathway</li> <li>33 credit hours remaining toward degree</li> </ul>				
<b>STANDARD PATHWAY ENTRY REQUIREMENTS</b> <ul style="list-style-type: none"> <li>4-year undergraduate degree</li> <li>2.5 GPA out of 4.0</li> <li>Language requirement:                             <ul style="list-style-type: none"> <li>TOEFL iBT 65-78</li> <li>IELTS 5.5-6.0 (All subscores minimum 5.0)</li> <li>PTEA 44-52</li> <li>Completion of Academic English Level 5</li> <li>INTO Password Test Level 6</li> </ul> </li> <li>2 years of full-time technology-related professional work experience</li> </ul>	<b>SEMESTER 1</b>	<b>COURSE TITLE</b>	<b>CREDIT HOURS</b>	<b>PROGRESSION REQUIREMENTS</b> <ul style="list-style-type: none"> <li>Minimum 3.25 GPA in Pathway</li> <li>At least one A grade in core graduate courses, and no grade lower than B</li> <li>No Incomplete or Withdraw grades</li> <li>303 GRE with a 146+ verbal OR 550+ GMAT with 24+ verbal score</li> <li>Résumé</li> <li>Statement of purpose</li> </ul> <b>NOTES</b> <p>All program prerequisites must be met before entering or once in the MS MIS program. Prerequisite waivers may be requested based on undergraduate studies or work experience.</p> <p>The MIS department looks for 2 years of technical work experience. Résumé reviews are available.</p> <p><b>These courses are generally delivered through the INTO USF Center and are for Pathway students only.</b></p> <p><b>These courses are delivered by the College of Business and are for Pathway students only.</b></p>	
	EAP 1850	English for International Students 1	6		
		Study Skills & GRE/GMAT Test Prep	0		
	GEB 6930	Business Communications	1		
	ECO 6005	Introduction to Economic Concepts (12wks)	3		
	ACG 6026	Accounting Concepts for Managers (12wks)	3		
		<b>TOTAL</b>	<b>13</b>		
		<b>SEMESTER 2</b>	<b>COURSE TITLE</b>		<b>CREDIT HOURS</b>
		EAP 1851	English for International Students 2		6
			Study Skills & GRE/GMAT Test Prep		0
	ISM 6021	Management Information System (8wks)	2		
	QMB 6305	Managerial Decision Analysis (8wks)	2		
	FIN 6406	Financial Management (8wks)	2		
		<b>TOTAL</b>	<b>12</b>		
<b>ACCELERATED PATHWAY - ONE SEMESTER</b>	<b>DEGREE PROGRAM COMPONENTS</b> <ul style="list-style-type: none"> <li>43 credit hour program</li> <li>10 credit hours apply from Pathway</li> <li>33 credit hours remaining toward degree</li> </ul>				
<b>START DATES</b> <ul style="list-style-type: none"> <li>Fall: August 19, 2015</li> <li>Spring: January 6, 2016</li> </ul>					
<b>ACCELERATED PATHWAY ENTRY REQUIREMENTS</b> <ul style="list-style-type: none"> <li>4-year undergraduate degree</li> <li>2.5 GPA out of 4.0</li> <li>Language requirement:                             <ul style="list-style-type: none"> <li>TOEFL iBT 79+ · IELTS 6.5+ · PTEA 53+</li> </ul> </li> <li>2 years of full-time technology-related professional work experience</li> </ul>	<b>SEMESTER 1</b>	<b>COURSE TITLE</b>	<b>CREDIT HOURS</b>		
		Study Skills & GMAT Test Preparation	0		
	GEB 6930	Business Communications	1		
	ECO 6005	Introduction to Economic Concepts (12wks)	3		
	ACG 6026	Accounting Concepts for Managers (12wks)	3		
	ISM 6021	Management Information System (8wks)	2		
	QMB 6305	Managerial Decision Analysis (8wks)	2		
		<b>TOTAL</b>	<b>11</b>		

VISIT [usf.edu/business/graduate/masters/mis/](http://usf.edu/business/graduate/masters/mis/)

## MASTER OF SCIENCE IN MARKETING

STANDARD PATHWAY - TWO SEMESTERS	DEGREE PROGRAM COMPONENTS			PROGRAM INFORMATION	
<b>START DATES</b> <ul style="list-style-type: none"> <li>Fall: August 19, 2015</li> <li>Spring: January 6, 2016</li> </ul>	<ul style="list-style-type: none"> <li>45 credit hour program</li> <li>12 credit hours apply from Pathway</li> <li>33 credit hours remaining toward degree</li> </ul>				
<b>STANDARD PATHWAY ENTRY REQUIREMENTS</b> <ul style="list-style-type: none"> <li>4-year undergraduate degree</li> <li>2.5 GPA out of 4.0</li> <li>Language requirement:                             <ul style="list-style-type: none"> <li>TOEFL iBT 65-78</li> <li>IELTS 5.5-6.0 (All subscores minimum 5.0)</li> <li>PTEA 44-52</li> <li>Completion of Academic English Level 5</li> <li>INTO Password Test Level 6</li> </ul> </li> </ul>	<b>SEMESTER 1</b>	<b>COURSE TITLE</b>	<b>CREDIT HOURS</b>	<b>PROGRESSION REQUIREMENTS</b> <ul style="list-style-type: none"> <li>Minimum 3.25 GPA in Pathway</li> <li>At least one A grade in core and/or required graduate courses, and no grade lower than B</li> <li>No Incomplete or Withdraw grades</li> <li>500+ GMAT, 20V or equivalent score</li> <li>Résumé</li> </ul> <p><b>These courses are generally delivered through the INTO USF Center and are for Pathway students only.</b></p> <p><b>These courses are delivered by the College of Business and are for Pathway students only.</b></p>	
	EAP 1850	English for International Students 1	6		
		Study Skills & GMAT Test Preparation	0		
	GEB 6930	Business Communications	1		
	ECO 6005	Introduction to Economic Concepts (12wks)	3		
	ACG 6026	Accounting Concepts for Managers (12wks)	3		
		<b>TOTAL</b>	<b>13</b>		
		<b>SEMESTER 2</b>	<b>COURSE TITLE</b>		<b>CREDIT HOURS</b>
		EAP 1851	English for International Students 2		6
			Study Skills & GMAT Test Preparation		0
	ISM 6021	Management Information System (8wks)	2		
	QMB 6305	Managerial Decision Analysis (8wks)	2		
	MAR 6815	Marketing Management (8wks)	2		
		<b>TOTAL</b>	<b>12</b>		
<b>ACCELERATED PATHWAY - ONE SEMESTER</b>	<b>DEGREE PROGRAM COMPONENTS</b> <ul style="list-style-type: none"> <li>43 credit hour program</li> <li>10 credit hours apply from Pathway</li> <li>33 credit hours remaining toward degree</li> </ul>				
<b>START DATES</b> <ul style="list-style-type: none"> <li>Fall: August 19, 2015</li> <li>Spring: January 6, 2016</li> </ul>					
<b>ACCELERATED PATHWAY ENTRY REQUIREMENTS</b> <ul style="list-style-type: none"> <li>4-year undergraduate degree</li> <li>2.5 GPA out of 4.0</li> <li>Language requirement:                             <ul style="list-style-type: none"> <li>TOEFL iBT 79+ · IELTS 6.5+ · PTEA 53+</li> </ul> </li> </ul>	<b>SEMESTER 1</b>	<b>COURSE TITLE</b>	<b>CREDIT HOURS</b>		
		Study Skills & GMAT Test Preparation	0		
	GEB 6930	Business Communications	1		
	ECO 6005	Introduction to Economic Concepts (12wks)	3		
	ACG 6026	Accounting Concepts for Managers (12wks)	3		
	MAR 6815	Marketing Management (8wks)	2		
	QMB 6305	Managerial Decision Analysis (8wks)	2		
		<b>TOTAL</b>	<b>11</b>		

VISIT [usf.edu/business/graduate/masters/marketing/](http://usf.edu/business/graduate/masters/marketing/)

GRADUATE

# GRADUATE PATHWAY PROGRAMS

## COLLEGE OF EDUCATION

### MASTER OF SCIENCE IN EXERCISE SCIENCE

STANDARD PATHWAY - TWO SEMESTERS		DEGREE PROGRAM COMPONENTS			PROGRAM INFORMATION
<b>START DATES</b> <ul style="list-style-type: none"> <li>Fall: August 19, 2015</li> <li>Spring: January 6, 2016</li> <li>Summer: May 11, 2016</li> </ul>		<ul style="list-style-type: none"> <li>37 credit hour program*</li> <li>13 credit hours apply from Pathway</li> <li>24 credit hours remaining toward degree</li> </ul>			<b>PROGRESSION REQUIREMENTS</b> <ul style="list-style-type: none"> <li>Minimum 3.25 GPA in Pathway</li> <li>At least one A grade in core graduate courses, and no grade lower than B</li> <li>No Incomplete or Withdraw grades</li> <li>Letter of recommendation</li> <li>Statement of purpose</li> </ul> <b>NOTES</b> <p>The Master of Science in Exercise Science is a two-year program and cannot be completed in less than two years.</p> <p>* Or any 4-year undergraduate degree that includes the following courses:</p> <ul style="list-style-type: none"> <li>Anatomy/Physiology (6 credit hours)</li> <li>Nutrition (3 credit hours)</li> <li>Kinesiology/Biomechanics (3 credit hours)</li> <li>Exercise Physiology (3 credit hours)</li> </ul> <p><b>These courses are generally delivered through the INTO USF Center and are for Pathway students only.</b></p>
<b>STANDARD PATHWAY ENTRY REQUIREMENTS</b>		<b>SEMESTER 1</b>	<b>COURSE TITLE</b>	<b>CREDIT HOURS</b>	
<ul style="list-style-type: none"> <li>4-year undergraduate degree in Physical Education or Exercise Science*</li> <li>2.5 GPA out of 4.0</li> <li>Language requirement:                             <ul style="list-style-type: none"> <li>TOEFL iBT 65-78</li> <li>IELTS 5.5-6.0 (All subscores minimum 5.0)</li> <li>PTEA 44-52</li> <li>Completion of Academic English Level 5</li> <li>INTO Password Test Level 6</li> </ul> </li> </ul>		EAP 1850	English for International Students 1	6	
			Study Skills & GRE Test Preparation	0	
		PET 6534	Research Methods in Exercise Science	3	
		APK 6109	Cardiorespiratory Aspects of Exercise Physiology	4	
		<b>TOTAL</b>		<b>12</b>	
		<b>SEMESTER 2</b>		<b>COURSE TITLE</b>	
		EAP 1851	English for International Students 2	6	
			Study Skills & GRE Test Preparation	0	
			Graduate-Level Core Course in Specialization	3	
			Graduate-Level Core Course in Specialization	3	
		<b>TOTAL</b>		<b>12</b>	
		<b>ACCELERATED PATHWAY - ONE SEMESTER</b>		<b>DEGREE PROGRAM COMPONENTS</b>	
<b>START DATES</b> <ul style="list-style-type: none"> <li>Fall: August 19, 2015</li> <li>Spring: January 6, 2016</li> <li>Summer: May 11, 2016</li> </ul>		<ul style="list-style-type: none"> <li>37 credit hour program*</li> <li>10 credit hours apply from Pathway</li> <li>27 credit hours remaining toward degree</li> </ul>			
<b>ACCELERATED PATHWAY ENTRY REQUIREMENTS</b>		<b>SEMESTER 1</b>	<b>COURSE TITLE</b>	<b>CREDIT HOURS</b>	
<ul style="list-style-type: none"> <li>4-year undergraduate degree in Physical Education or Exercise Science*</li> <li>2.5 GPA out of 4.0</li> <li>Language requirement:                             <ul style="list-style-type: none"> <li>TOEFL iBT 79+ · IELTS 6.5+ · PTEA 53+</li> </ul> </li> </ul>			Study Skills & GRE Test Preparation	0	
		PET 6534	Research Methods in Exercise Science	3	
		APK 6109	Cardiorespiratory Aspects of Exercise Physiology	4	
			Graduate-Level Core Course in Specialization	3	
		<b>TOTAL</b>		<b>10</b>	

**VISIT** > [www.coedu.usf.edu/main/departments/physed/programs/progGEs.html](http://www.coedu.usf.edu/main/departments/physed/programs/progGEs.html)

### MASTER OF ARTS IN ADULT EDUCATION (AE) MASTER OF EDUCATION IN C&I: INSTRUCTIONAL TECHNOLOGY (IT) MASTER OF EDUCATION IN C&I: TEACHING ENGLISH TO SPEAKERS OF OTHER LANGUAGES (TESOL)

STANDARD PATHWAY - TWO SEMESTERS					PROGRAM INFORMATION
<b>START DATES</b> <ul style="list-style-type: none"> <li>Fall: August 19, 2015</li> <li>Spring: January 6, 2016</li> <li>Summer: May 11, 2016</li> </ul>			AE	IT	TESOL
		LENGTH OF DEGREE	36	33	33
		CREDIT HOURS FROM PATHWAY	12	12	12
		CREDIT HOURS REMAINING	24	21	21
<b>STANDARD PATHWAY ENTRY REQUIREMENTS</b>		<b>SEMESTER 1</b>	<b>COURSE TITLE</b>	<b>CREDIT HOURS</b>	<b>PROGRESSION REQUIREMENTS</b> <ul style="list-style-type: none"> <li>Minimum 3.25 GPA in Pathway</li> <li>At least one A grade in core graduate courses, and no grade lower than B</li> <li>No Incomplete or Withdraw grades</li> </ul> <b>ADULT EDUCATION</b> <ul style="list-style-type: none"> <li>GRE score on file</li> <li>Statement of goals</li> <li>2 letters of recommendation</li> </ul> <b>INSTRUCTIONAL TECHNOLOGY</b> <ul style="list-style-type: none"> <li>GRE: 147Q, 149V, 4.0 AW</li> <li>Résumé</li> <li>Statement of goals</li> <li>2 letters of recommendation</li> </ul> <b>TESOL</b> <ul style="list-style-type: none"> <li>Résumé</li> <li>Statement of goals</li> <li>2 letters of recommendation</li> </ul> <p><b>These courses are generally delivered through the INTO USF Center and are for Pathway students only.</b></p>
<ul style="list-style-type: none"> <li>4-year undergraduate degree in Education or related field</li> <li>2.5 GPA out of 4.0</li> <li>Language requirement:                             <ul style="list-style-type: none"> <li>TOEFL iBT 65-78</li> <li>IELTS 5.5-6.0 (All subscores minimum 5.0)</li> <li>PTEA 44-52</li> <li>Completion of Academic English Level 5</li> <li>INTO Password Test Level 6</li> </ul> </li> <li>2 years professional/educational experience (Instructional Technology and TESOL only)</li> </ul>		EAP 1850	English for International Students 1	6	
			Study Skills & GRE Test Preparation	0	
		EDF 6211 EDF 6215	Psychological Foundations of Education or Learning Principles Applied to Instruction	3	
		EDF 6432 EDF 6481	Foundations of Measurement or Foundations of Educational Research	3	
		<b>TOTAL</b>		<b>12</b>	
		<b>SEMESTER 2</b>		<b>COURSE TITLE</b>	
		EAP 1851	English for International Students 2	6	
			Study Skills & GRE Test Preparation	0	
			Graduate-Level Core Course in chosen field	3	
			Graduate-Level Core Course in chosen field	3	
		<b>TOTAL</b>		<b>12</b>	
		<b>ACCELERATED PATHWAY - ONE SEMESTER</b>			
<b>START DATES</b> <ul style="list-style-type: none"> <li>Fall: August 19, 2015</li> <li>Spring: January 6, 2016</li> <li>Summer: May 11, 2016</li> </ul>			AE	IT	TESOL
		LENGTH OF DEGREE	36	33	33
		CREDIT HOURS FROM PATHWAY	9	9	9
		CREDIT HOURS REMAINING	27	24	24
<b>ACCELERATED PATHWAY ENTRY REQUIREMENTS</b>		<b>SEMESTER 1</b>	<b>COURSE TITLE</b>	<b>CREDIT HOURS</b>	
<ul style="list-style-type: none"> <li>4-year undergraduate degree in Education or related field</li> <li>2.5 GPA out of 4.0</li> <li>Language requirement:                             <ul style="list-style-type: none"> <li>TOEFL iBT 79+ · IELTS 6.5+ · PTEA 53+</li> </ul> </li> <li>2 years professional/educational experience (Instructional Technology and TESOL only)</li> </ul>			Study Skills & GRE Test Preparation	0	
		EDF 6211 EDF 6215	Psychological Foundations of Education or Learning Principles Applied to Instruction	3	
		EDF 6432 EDF 6481	Foundations of Measurement or Foundations of Educational Research	3	
			Graduate-Level Core Course in chosen field	3	
		<b>TOTAL</b>		<b>9</b>	

**VISIT** > [www.coedu.usf.edu/main/departments/ache/ade/adema.html](http://www.coedu.usf.edu/main/departments/ache/ade/adema.html)  
[www.coedu.usf.edu/it/curriculum/med/curriculum.cfm](http://www.coedu.usf.edu/it/curriculum/med/curriculum.cfm)  
[www.coedu.usf.edu/main/departments/seced/ForLang/OnlineMastersTESOLCourses.html](http://www.coedu.usf.edu/main/departments/seced/ForLang/OnlineMastersTESOLCourses.html)

# NEW: COLLEGE OF EDUCATION



USF's College of Education is ranked top 100 in the nation by U.S. News & World Report, 2014.

## PROGRAM

The Master of Arts (MA) in Teaching programs are designed for individuals who earned a bachelor's degree in a field outside of education and who do not already hold a professional teaching certificate. The programs connect theory to practice and include an internship, or student teaching, during the final semester.

## CURRICULUM

The MAT in Special Education is highlighted by:

- An Integrated Curriculum: The MAT curriculum will be introduced, taught, and mastered in a series of instructional blocks that integrate content in a spiraling manner.
- On-Site Mentors: Master teachers within the districts will provide one-on-one mentoring for each program participant.

- An Accelerated Pace: This program can be completed in 2 summers and 3 academic semesters. It utilizes intensive summer and weekend courses.
- Action Research: All students will be required to conduct research in their classrooms, investigating how they may use more effectively research-based interventions. This requires that students link theory and practice and encourages an inquiring approach to teaching.

## NEW: MASTER OF TEACHING IN SPECIAL EDUCATION

STANDARD PATHWAY - TWO SEMESTERS		DEGREE PROGRAM COMPONENTS			PROGRAM INFORMATION
<b>START DATES</b> • Fall: August 19, 2015		• 50 credit hour program • 12 credit hours apply from Pathway • 38 credit hours remaining toward degree			
<b>STANDARD PATHWAY ENTRY REQUIREMENTS</b> • 4-year undergraduate degree • 2.5 GPA out of 4.0 • Language requirement: · TOEFL iBT 65-78 · IELTS 5.5-6.0 (All subscores minimum 5.0) · PTEA 44-52 · Completion of Academic English Level 5 · INTO Password Test Level 6		<b>SEMESTER 1</b> <b>EAP 1850</b>	<b>COURSE TITLE</b> English for International Students 1 Study Skills & GKT Test Preparation Graduate Level Core Course* Graduate Level Core Course*	<b>CREDIT HOURS</b> 6 0 3 3 <b>TOTAL 12</b>	<b>PROGRESSION REQUIREMENTS</b> • Minimum 3.25 GPA in Pathway • At least one A grade in core graduate courses, and no grade lower than B • No Incomplete or Withdraw grades • General Knowledge Test (GKT) Pass • 2 letters of recommendation • A letter of application that addresses why the candidate desires to pursue a master's degree in special education • Interview with the MAT program faculty  <b>NOTES</b> * Students can choose from the following graduate level core courses based on availability: EDF 6211 Psychological Foundations of Education MAE 6117 Teaching Elementary Math RED 6514 The Reading Process in Elementary School RED 6544 Remediation of Comprehension Problems TSL 5085 Theory and Practice of Teaching English Language Learners TSL 4080 ESOL I TSL 4081 ESOL II  These courses are generally delivered through the INTO USF Center and are for Pathway students only.
		<b>SEMESTER 2</b> <b>EAP 1851</b>	<b>COURSE TITLE</b> English for International Students 2 Study Skills & GKT Test Preparation EEX 6051 Creating Positive Learning Environments for Students with Disabilities	<b>CREDIT HOURS</b> 6 0 6 <b>TOTAL 12</b>	
<b>ACCELERATED PATHWAY - ONE SEMESTER</b> <b>START DATES</b> • Fall: August 19, 2015		<b>DEGREE PROGRAM COMPONENTS</b> • 50 credit hour program • 9 credit hours apply from Pathway • 41 credit hours remaining toward degree			
<b>ACCELERATED PATHWAY ENTRY REQUIREMENTS</b> • 4-year undergraduate degree • 2.5 GPA out of 4.0 • Language requirement: · TOEFL iBT 79+ · IELTS 6.5+ · PTEA 53+		<b>SEMESTER 1</b> EEX 6051	<b>COURSE TITLE</b> Study Skills & GKT Test Preparation Creating Positive Learning Environments for Students with Disabilities Graduate Level Core Course*	<b>CREDIT HOURS</b> 0 6 3 <b>TOTAL 9</b>	

GRADUATE

# GRADUATE PATHWAY PROGRAMS

## COLLEGE OF ENGINEERING

### MASTER OF SCIENCE IN BIOMEDICAL ENGINEERING

STANDARD PATHWAY - TWO SEMESTERS		DEGREE PROGRAM COMPONENTS			PROGRAM INFORMATION
<b>START DATES</b> <ul style="list-style-type: none"> <li>Fall: August 19, 2015</li> <li>Spring: January 6, 2016</li> </ul>		<ul style="list-style-type: none"> <li>30 credit hour program</li> <li>12 credit hours apply from Pathway</li> <li>18 credit hours remaining toward degree</li> </ul>			
<b>STANDARD PATHWAY ENTRY REQUIREMENTS</b> <ul style="list-style-type: none"> <li>4-year undergraduate degree in Engineering</li> <li>2.5 GPA out of 4.0</li> <li>Language requirement:               <ul style="list-style-type: none"> <li>TOEFL iBT 65-78</li> <li>IELTS 5.5-6.0 (All subscores minimum 5.0)</li> <li>PTEA 44-52</li> <li>Completion of Academic English Level 5</li> <li>INTO Password Test Level 6</li> </ul> </li> </ul>		<b>SEMESTER 1</b>	<b>COURSE TITLE</b>	<b>CREDIT HOURS</b>	<b>PROGRESSION REQUIREMENTS</b> <ul style="list-style-type: none"> <li>Minimum 3.25 GPA in Pathway</li> <li>At least one A grade in core graduate courses, and no grade lower than B</li> <li>No Incomplete or Withdraw grades</li> <li>GRE score: 156Q, 150V, 3.5 AW</li> <li>Résumé</li> <li>2 letters of recommendation</li> <li>Statement of research interests for students wanting to pursue a thesis option</li> </ul> <b>NOTES FOR SELECTED GRADUATE LEVEL CORE COURSES</b> <p><b>LIST A</b></p> <ul style="list-style-type: none"> <li>BME 6107 Biomaterials I</li> <li>BME 6235 Tissue Biomechanics</li> <li>BME 6634 Biotransport Phenomena</li> <li>EEE 6514 Biomedical Image Processing</li> <li>BCH 6888 Bioinformatics</li> <li>BME 6931 Cell &amp; Tissue Engineering</li> </ul> <p><b>LIST B</b></p> <ul style="list-style-type: none"> <li>BME 6000 Biomedical Engineering</li> <li>GMS 6440 Basic Medical Physiology</li> <li>GMS 6605 Basic Medical Anatomy</li> <li>PHC 6051 Biostatistics II</li> </ul> <p><i>These courses are generally delivered through the INTO USF Center and are for Pathway students only.</i></p>
		EAP 1850	English for International Students 1	6	
			Study Skills & GRE Test Preparation	0	
			Graduate Level Core Course from List A or B	3	
			Graduate Level Core Course from List A or B	3	
		<b>TOTAL</b>		<b>12</b>	
		<b>SEMESTER 2</b>	<b>COURSE TITLE</b>	<b>CREDIT HOURS</b>	
		EAP 1851	English for International Students 2	6	
			Study Skills & GRE Test Preparation	0	
			Graduate Level Core Course from List A or B	3	
			Graduate Level Core Course from List A or B	3	
		<b>TOTAL</b>		<b>12</b>	
<b>ACCELERATED PATHWAY - ONE SEMESTER</b>		<b>DEGREE PROGRAM COMPONENTS</b>			
<b>START DATES</b> <ul style="list-style-type: none"> <li>Fall: August 19, 2015</li> <li>Spring: January 6, 2016</li> </ul>		<ul style="list-style-type: none"> <li>30 credit hour program</li> <li>9 credit hours apply from Pathway</li> <li>21 credit hours remaining toward degree</li> </ul>			
<b>ACCELERATED PATHWAY ENTRY REQUIREMENTS</b> <ul style="list-style-type: none"> <li>4-year undergraduate degree in Engineering</li> <li>2.5 GPA out of 4.0</li> <li>Language requirement:               <ul style="list-style-type: none"> <li>TOEFL iBT 79+ · IELTS 6.5+ · PTEA 53+</li> </ul> </li> </ul>		<b>SEMESTER 1</b>	<b>COURSE TITLE</b>	<b>CREDIT HOURS</b>	
			Study Skills & GRE Test Preparation	0	
			Graduate Level Core Course from List A or B	3	
			Graduate Level Core Course from List A or B	3	
			5000 or 6000 level elective	3	
		<b>TOTAL</b>		<b>9</b>	

VISIT  [chbme.eng.usf.edu/graduate/biomedicaleng.htm](http://chbme.eng.usf.edu/graduate/biomedicaleng.htm)

### MASTER OF SCIENCE IN CIVIL ENGINEERING OR ENVIRONMENTAL ENGINEERING

STANDARD PATHWAY - TWO SEMESTERS		DEGREE PROGRAM COMPONENTS			PROGRAM INFORMATION
<b>START DATES</b> <ul style="list-style-type: none"> <li>Fall: August 19, 2015</li> <li>Spring: January 6, 2016</li> </ul>		<ul style="list-style-type: none"> <li>30 credit hour program</li> <li>12 credit hours apply from Pathway</li> <li>18 credit hours remaining toward degree</li> </ul>			
<b>STANDARD PATHWAY ENTRY REQUIREMENTS</b> <ul style="list-style-type: none"> <li>4-year undergraduate degree in Civil Engineering, Environmental Engineering or similar field</li> <li>2.5 GPA out of 4.0</li> <li>Language requirement:               <ul style="list-style-type: none"> <li>TOEFL iBT 65-78</li> <li>IELTS 5.5-6.0 (All subscores minimum 5.0)</li> <li>PTEA 44-52</li> <li>Completion of Academic English Level 5</li> <li>INTO Password Test Level 6</li> </ul> </li> </ul>		<b>SEMESTER 1</b>	<b>COURSE TITLE</b>	<b>CREDIT HOURS</b>	<b>PROGRESSION REQUIREMENTS</b> <ul style="list-style-type: none"> <li>Minimum 3.25 GPA in Pathway</li> <li>At least one A grade in core graduate courses, and no grade lower than B</li> <li>No GRE required</li> <li>No Incomplete or Withdraw grades</li> <li>Résumé</li> <li>2 letters of recommendation</li> <li>Statement of purpose</li> </ul> <b>CONCENTRATION AREAS</b> <ul style="list-style-type: none"> <li>Structures</li> <li>Environmental</li> <li>Transportation</li> <li>Geotechnical</li> <li>Water Resources</li> </ul> <p><i>These courses are generally delivered through the INTO USF Center and are for Pathway students only.</i></p>
		EAP 1850	English for International Students 1	6	
			Graduate Level Core Course in Concentration	3	
			Graduate Level Core Course in Concentration	3	
		<b>TOTAL</b>		<b>12</b>	
		<b>SEMESTER 2</b>	<b>COURSE TITLE</b>	<b>CREDIT HOURS</b>	
		EAP 1851	English for International Students 2	6	
			Graduate Level Core Course in Concentration	3	
			Graduate Level Core Course in Concentration	3	
		<b>TOTAL</b>		<b>12</b>	
<b>ACCELERATED PATHWAY - ONE SEMESTER</b>		<b>DEGREE PROGRAM COMPONENTS</b>			
<b>START DATES</b> <ul style="list-style-type: none"> <li>Fall: August 19, 2015</li> <li>Spring: January 6, 2016</li> </ul>		<ul style="list-style-type: none"> <li>30 credit hour program</li> <li>9 credit hours apply from Pathway</li> <li>21 credit hours remaining toward degree</li> </ul>			
<b>ACCELERATED PATHWAY ENTRY REQUIREMENTS</b> <ul style="list-style-type: none"> <li>4-year undergraduate degree in Civil Engineering, Environmental Engineering or similar field</li> <li>2.5 GPA out of 4.0</li> <li>Language requirement:               <ul style="list-style-type: none"> <li>TOEFL iBT 79+ · IELTS 6.5+ · PTEA 53+</li> </ul> </li> </ul>		<b>SEMESTER 1</b>	<b>COURSE TITLE</b>	<b>CREDIT HOURS</b>	
			Graduate Level Core Course in Concentration	3	
			Graduate Level Core Course in Concentration	3	
			Graduate Level Core Course in Concentration	3	
		<b>TOTAL</b>		<b>9</b>	

VISIT  [cee.eng.usf.edu](http://cee.eng.usf.edu)

# COLLEGE OF ENGINEERING

## MASTER OF CHEMICAL ENGINEERING

STANDARD PATHWAY - TWO SEMESTERS	DEGREE PROGRAM COMPONENTS			PROGRAM INFORMATION	
<b>START DATES</b> <ul style="list-style-type: none"> <li>Fall: August 19, 2015</li> <li>Spring: January 6, 2016</li> </ul>	<ul style="list-style-type: none"> <li>30 credit hour program</li> <li>12 credit hours apply from Pathway</li> <li>18 credit hours remaining toward degree</li> </ul>				
<b>STANDARD PATHWAY ENTRY REQUIREMENTS</b> <ul style="list-style-type: none"> <li>4-year undergraduate degree in Chemical Engineering or similar field</li> <li>2.5 GPA out of 4.0</li> <li>Language requirement:                             <ul style="list-style-type: none"> <li>TOEFL iBT 65-78</li> <li>IELTS 5.5-6.0 (All subscores minimum 5.0)</li> <li>PTEA 44-52</li> <li>Completion of Academic English Level 5</li> <li>INTO Password Test Level 6</li> </ul> </li> </ul>	<b>SEMESTER 1</b>	<b>COURSE TITLE</b>	<b>CREDIT HOURS</b>	<b>PROGRESSION REQUIREMENTS</b> <ul style="list-style-type: none"> <li>Minimum 3.25 GPA in Pathway</li> <li>At least one A grade in core graduate courses, and no grade lower than B</li> <li>No Incomplete or Withdraw grades</li> <li>GRE score: 157Q, 144V, 3.0 AW</li> <li>2 letters of recommendation</li> <li>Statement of research interests for students wanting to pursue a thesis option</li> <li>Complete or register for FE exam by NCEES for progression into non-thesis program</li> </ul> <b>NOTES FOR SELECTED GRADUATE LEVEL CORE COURSES</b> <p><b>LIST A</b>                      ECH 6840 Math Methods in CHE                      ECH 6412 Processes Analysis and Modeling                      ECH 6285 Advanced Transport Phenomena                      BME 6634 Biotransport Phenomena</p> <p><b>LIST B</b>                      ECH 6515 Advanced Reaction Engineering                      ECH 6105 Advanced Thermodynamics</p> <p><b>These courses are generally delivered through the INTO USF Center and are for Pathway students only.</b></p>	
	EAP 1850	English for International Students 1	6		
		Study Skills & GRE Test Preparation	0		
		Graduate Level Core course from List A and B	3		
		5000 or 6000 level ECH or BME elective if 2 core courses already taken <b>or</b> 1 core ECH course from List B	3		
		<b>TOTAL</b>	<b>12</b>		
		<b>SEMESTER 2</b>	<b>COURSE TITLE</b>		<b>CREDIT HOURS</b>
		EAP 1851	English for International Students 2		6
		Study Skills & GRE Test Preparation	0		
		5000 or 6000 level ECH or BME elective if 2 core courses already taken <b>or</b> 1 core ECH course from List B	3		
	5000 or 6000 level ECH or BME elective if 2 core courses already taken <b>or</b> 1 core ECH course from List B	3			
	<b>TOTAL</b>	<b>12</b>			
<b>ACCELERATED PATHWAY - ONE SEMESTER</b>	<b>DEGREE PROGRAM COMPONENTS</b> <ul style="list-style-type: none"> <li>30 credit hour program</li> <li>9 credit hours apply from Pathway</li> <li>21 credit hours remaining toward degree</li> </ul>				
<b>START DATES</b> <ul style="list-style-type: none"> <li>Fall: August 19, 2015</li> <li>Spring: January 6, 2016</li> </ul>					
<b>ACCELERATED PATHWAY ENTRY REQUIREMENTS</b> <ul style="list-style-type: none"> <li>4-year undergraduate degree in Chemical Engineering or similar field</li> <li>2.5 GPA out of 4.0</li> <li>Language requirement:                             <ul style="list-style-type: none"> <li>TOEFL iBT 79+ · IELTS 6.5+ · PTEA 53+</li> </ul> </li> </ul>	<b>SEMESTER 1</b>	<b>COURSE TITLE</b>	<b>CREDIT HOURS</b>		
		Study Skills & GRE Test Preparation	0		
		Graduate Level Core Course from List A and B	3		
		Graduate Level Core Course from List A and B	3		
		5000 or 6000 level ECH or BME elective if 2 core courses already taken <b>or</b> 1 core ECH course from List B	3		
		<b>TOTAL</b>	<b>9</b>		

VISIT > [chbme.eng.usf.edu/graduate/chemeng.htm](http://chbme.eng.usf.edu/graduate/chemeng.htm)

## MASTER IN COMPUTER SCIENCE OR COMPUTER ENGINEERING

STANDARD PATHWAY - TWO SEMESTERS	DEGREE PROGRAM COMPONENTS			PROGRAM INFORMATION	
<b>START DATES</b> <ul style="list-style-type: none"> <li>Fall: August 19, 2015</li> <li>Spring: January 6, 2016</li> </ul>	<ul style="list-style-type: none"> <li>30 credit hour program</li> <li>12 credit hours apply from Pathway</li> <li>18 credit hours remaining toward degree</li> </ul>				
<b>STANDARD PATHWAY ENTRY REQUIREMENTS*</b> <ul style="list-style-type: none"> <li>4-year undergraduate degree in Computer Science, Computer Engineering, Electrical Engineering, or Mathematics</li> <li>2.5 GPA out of 4.0</li> <li>Language requirement:                             <ul style="list-style-type: none"> <li>TOEFL iBT 65-78</li> <li>IELTS 5.5-6.0 (All subscores minimum 5.0)</li> <li>PTEA 44-52</li> <li>Completion of Academic English Level 5</li> <li>INTO Password Test Level 6</li> </ul> </li> </ul> <p>*Please see additional entry requirements</p>	<b>SEMESTER 1</b>	<b>COURSE TITLE</b>	<b>CREDIT HOURS</b>	<b>* ADDITIONAL ENTRY REQUIREMENTS</b> <ul style="list-style-type: none"> <li>Formal courses in Computer Architecture, Operating Systems and Theory of Algorithms with grades B or better</li> <li>Programming proficiency in at least one high level programming language such as C, Java and/or C++ with formal courses and grades B or better</li> </ul> <b>PROGRESSION REQUIREMENTS</b> <ul style="list-style-type: none"> <li>Minimum 3.25 GPA in Pathway</li> <li>At least one A grade in core graduate courses, and no grade lower than B</li> <li>No Incomplete or Withdraw grades</li> <li>GRE score: 161Q, 150V</li> <li>3 letters of recommendation</li> <li>Statement of purpose</li> </ul> <p><b>These courses are generally delivered through the INTO USF Center and are for Pathway students only.</b></p>	
	EAP 1850	English for International Students 1	6		
		Study Skills & GRE Test Preparation	0		
	EEL 6764	Principles of Computer Architecture	3		
	COT 6405	Theory of Algorithms	3		
		<b>TOTAL</b>	<b>12</b>		
		<b>SEMESTER 2</b>	<b>COURSE TITLE</b>		<b>CREDIT HOURS</b>
		EAP 1851	English for International Students 2		6
		Study Skills & GRE Test Preparation	0		
		COP 6611	Operating Systems		3
	Graduate Level Course in CSE	3			
	<b>TOTAL</b>	<b>12</b>			
<b>ACCELERATED PATHWAY - ONE SEMESTER</b>	<b>DEGREE PROGRAM COMPONENTS</b> <ul style="list-style-type: none"> <li>30 credit hour program</li> <li>9 credit hours apply from Pathway</li> <li>21 credit hours remaining toward degree</li> </ul>				
<b>START DATES</b> <ul style="list-style-type: none"> <li>Fall: August 19, 2015</li> <li>Spring: January 6, 2016</li> </ul>					
<b>ACCELERATED PATHWAY ENTRY REQUIREMENTS*</b> <ul style="list-style-type: none"> <li>4-year undergraduate degree in Computer Science, Computer Engineering, Electrical Engineering, or Mathematics</li> <li>2.5 GPA out of 4.0</li> <li>Language requirement:                             <ul style="list-style-type: none"> <li>TOEFL iBT 79+ · IELTS 6.5+ · PTEA 53+</li> </ul> </li> </ul> <p>*Please see additional entry requirements</p>	<b>SEMESTER 1</b>	<b>COURSE TITLE</b>	<b>CREDIT HOURS</b>		
		Study Skills & GRE Test Preparation	0		
		EEL 6764	Principles of Computer Architecture	3	
		COT 6405	Theory of Algorithms	3	
		Graduate Level Course in CSE	3		
		<b>TOTAL</b>	<b>9</b>		

VISIT > [www.cse.usf.edu/graduate](http://www.cse.usf.edu/graduate)

# GRADUATE PATHWAY PROGRAMS

## COLLEGE OF ENGINEERING

### MASTER OF SCIENCE IN ELECTRICAL ENGINEERING

STANDARD PATHWAY - TWO SEMESTERS		DEGREE PROGRAM COMPONENTS			PROGRAM INFORMATION
<b>START DATES</b> <ul style="list-style-type: none"> <li>Fall: August 19, 2015</li> <li>Spring: January 6, 2016</li> </ul>		<ul style="list-style-type: none"> <li>30 credit hour program</li> <li>12 credit hours apply from Pathway</li> <li>18 credit hours remaining toward degree</li> </ul>			
<b>STANDARD PATHWAY ENTRY REQUIREMENTS</b> <ul style="list-style-type: none"> <li>4-year undergraduate degree in Computer Science, Computer Engineering, or Electrical Engineering</li> <li>2.5 GPA out of 4.0</li> <li>Language requirement:               <ul style="list-style-type: none"> <li>TOEFL iBT 65-78</li> <li>IELTS 5.5-6.0 (All subscores minimum 5.0)</li> <li>PTEA 44-52</li> <li>Completion of Academic English Level 5</li> <li>INTO Password Test Level 6</li> </ul> </li> </ul>		<b>SEMESTER 1</b>	<b>COURSE TITLE</b>	<b>CREDIT HOURS</b>	<b>PROGRESSION REQUIREMENTS</b> <ul style="list-style-type: none"> <li>Minimum 3.25 GPA in Pathway</li> <li>At least one A grade in core graduate courses, and no grade lower than B</li> <li>3 letters of recommendation</li> <li>Statement of purpose</li> <li>No GRE required</li> </ul> <b>* NOTES FOR SELECTED GRADUATE LEVEL CORE COURSES</b> EEL 6226 Microsystems and MEMS Technology EEL 6752 Digital Signal Processing II EEL 6586 Speech Signal Processing EEL 6XXX Modern Control Theory EEL 6425 RF and Microwave Measurements  These courses are generally delivered through the INTO USF Center and are for Pathway students only.
		EAP 1850	English for International Students 1	6	
			Graduate Seminar	0	
			Graduate Level Core Course in EE*	3	
			Graduate Level Core Course in EE*	3	
		<b>TOTAL</b>		<b>12</b>	
		<b>SEMESTER 2</b>	<b>COURSE TITLE</b>	<b>CREDIT HOURS</b>	
		EAP 1851	English for International Students 2	6	
			Graduate Level Core Course in EE*	3	
			Graduate Level Core Course in EE*	3	
		<b>TOTAL</b>		<b>12</b>	
<b>ACCELERATED PATHWAY - ONE SEMESTER</b>		<b>DEGREE PROGRAM COMPONENTS</b> <ul style="list-style-type: none"> <li>30 credit hour program</li> <li>9 credit hours apply from Pathway</li> <li>21 credit hours remaining toward degree</li> </ul>			
<b>START DATES</b> <ul style="list-style-type: none"> <li>Fall: August 19, 2015</li> <li>Spring: January 6, 2016</li> </ul>					
<b>ACCELERATED PATHWAY ENTRY REQUIREMENTS</b> <ul style="list-style-type: none"> <li>4-year undergraduate degree in Computer Science, Computer Engineering, or Electrical Engineering</li> <li>2.5 GPA out of 4.0</li> <li>Language requirement:               <ul style="list-style-type: none"> <li>TOEFL iBT 79+ · IELTS 6.5+ · PTEA 53+</li> </ul> </li> </ul>		<b>SEMESTER 1</b>	<b>COURSE TITLE</b>	<b>CREDIT HOURS</b>	
			Graduate Seminar	0	
			Graduate Level Core Course in EE*	3	
			Graduate Level Core Course in EE*	3	
			Graduate Level Core Course in EE*	3	
		<b>TOTAL</b>		<b>9</b>	

VISIT [ee.eng.usf.edu/graduate/courseoptions.htm](http://ee.eng.usf.edu/graduate/courseoptions.htm)

### MASTER OF SCIENCE IN ENGINEERING MANAGEMENT

STANDARD PATHWAY - TWO SEMESTERS		DEGREE PROGRAM COMPONENTS			PROGRAM INFORMATION
<b>START DATES</b> <ul style="list-style-type: none"> <li>Fall: August 19, 2015</li> <li>Spring: January 6, 2016**</li> </ul>		<ul style="list-style-type: none"> <li>30 credit hour program</li> <li>12 credit hours apply from Pathway</li> <li>18 credit hours remaining toward degree</li> </ul>			
<b>STANDARD PATHWAY ENTRY REQUIREMENTS</b> <ul style="list-style-type: none"> <li>4-year undergraduate degree in Engineering</li> <li>2.5 GPA out of 4.0</li> <li>Language requirement:               <ul style="list-style-type: none"> <li>TOEFL iBT 65-78</li> <li>IELTS 5.5-6.0 (All subscores minimum 5.0)</li> <li>PTEA 44-52</li> <li>Completion of Academic English Level 5</li> <li>INTO Password Test Level 6</li> </ul> </li> <li>2 years of work experience in Engineering or Management***</li> <li>Letter of recommendation and résumé</li> </ul>		<b>SEMESTER 1</b>	<b>COURSE TITLE</b>	<b>CREDIT HOURS</b>	<b>PROGRESSION REQUIREMENTS</b> <ul style="list-style-type: none"> <li>Minimum 3.25 GPA in Pathway</li> <li>At least one A grade in core graduate courses, and no grade lower than B</li> <li>No Incomplete or Withdraw grades</li> <li>No GRE required</li> </ul> <b>NOTES</b> <ul style="list-style-type: none"> <li>* EGN 3443 Probability &amp; Statistics for Engineers or equivalent course is a prerequisite for ESI 6247 Statistical Design Models and ESI 5306 Operations Research for Eng. Managers</li> <li>** Spring classes may be different based on course offerings each semester.</li> <li>*** Work experience can consist of either engineering or management focused positions. If full-time work experience is not available, one or two semesters of an internship may be required in its place.</li> </ul> These courses are generally delivered through the INTO USF Center and are for Pathway students only.
		EAP 1850	English for International Students 1	6	
		EIN 5182	Principles of Engineering Management	3	
		ESI 6247	Statistical Design Models*	3	
		<b>TOTAL</b>		<b>12</b>	
		<b>SEMESTER 2</b>	<b>COURSE TITLE</b>	<b>CREDIT HOURS</b>	
		EAP 1851	English for International Students 2	6	
		ESI 5306	Operations Research for Eng. Managers*	3	
		EIN 5350	Technology and Finance	3	
		<b>TOTAL</b>		<b>12</b>	
<b>ACCELERATED PATHWAY - ONE SEMESTER</b>		<b>DEGREE PROGRAM COMPONENTS</b> <ul style="list-style-type: none"> <li>30 credit hour program</li> <li>9 credit hours apply from Pathway</li> <li>21 credit hours remaining toward degree</li> </ul>			
<b>START DATES</b> <ul style="list-style-type: none"> <li>Fall: August 19, 2015</li> <li>Spring: January 6, 2016**</li> </ul>					
<b>ACCELERATED PATHWAY ENTRY REQUIREMENTS</b> <ul style="list-style-type: none"> <li>4-year undergraduate degree in Engineering</li> <li>2.5 GPA out of 4.0</li> <li>Language requirement:               <ul style="list-style-type: none"> <li>TOEFL iBT 79+ · IELTS 6.5+ · PTEA 53+</li> </ul> </li> <li>2 years of work experience in Engineering or Management***</li> <li>Letter of recommendation and résumé</li> </ul>		<b>SEMESTER 1</b>	<b>COURSE TITLE</b>	<b>CREDIT HOURS</b>	
		EIN 5182	Principles of Engineering Management	3	
		ESI 6247	Statistical Design Models (Fall), <b>or</b>	3	
		ESI 5306	Operations Research for Eng. Managers*		
		EIN 6386	Management of Technological Change, <b>or</b>	3	
		EIN 5350	Technology and Finance		
		<b>TOTAL</b>		<b>9</b>	

VISIT [imse.eng.usf.edu/academics/msem.asp](http://imse.eng.usf.edu/academics/msem.asp)

# COLLEGE OF ENGINEERING

## MASTER OF SCIENCE IN INDUSTRIAL ENGINEERING

STANDARD PATHWAY - TWO SEMESTERS		DEGREE PROGRAM COMPONENTS			PROGRAM INFORMATION
<b>START DATES</b> <ul style="list-style-type: none"> <li>Fall: August 19, 2015</li> <li>Spring: January 6, 2016</li> </ul>		<ul style="list-style-type: none"> <li>30 credit hour program</li> <li>12 credit hours apply from Pathway</li> <li>18 credit hours remaining toward degree</li> </ul>			<b>PROGRESSION REQUIREMENTS</b> <ul style="list-style-type: none"> <li>Minimum 3.25 GPA in Pathway</li> <li>At least one A grade in core graduate courses, and no grade lower than B</li> <li>No Incomplete or Withdraw grades</li> <li>No GRE required</li> </ul> <p><i>These courses are generally delivered through the INTO USF Center and are for Pathway students only.</i></p>
<b>STANDARD PATHWAY ENTRY REQUIREMENTS</b> <ul style="list-style-type: none"> <li>4-year undergraduate degree in Engineering</li> <li>2.5 GPA out of 4.0</li> <li>Language requirement:                             <ul style="list-style-type: none"> <li>TOEFL iBT 65-78</li> <li>IELTS 5.5-6.0 (All subscores minimum 5.0)</li> <li>PTEA 44-52</li> <li>Completion of Academic English Level 5</li> <li>INTO Password Test Level 6</li> </ul> </li> </ul>	<b>SEMESTER 1</b>	<b>COURSE TITLE</b>	<b>CREDIT HOURS</b>		
	EAP 1850	English for International Students 1	6		
	ESI 6906	Optimization in Operation Research	3		
	ESI 6247	Statistical Design Models	3		
<b>TOTAL</b>			<b>12</b>		
		<b>SEMESTER 2</b>	<b>COURSE TITLE</b>	<b>CREDIT HOURS</b>	
		EAP 1851	English for International Students 2	6	
		ESI 6934	Probabilistic Systems Analysis	3	
			Graduate Level Elective	3	
<b>TOTAL</b>			<b>12</b>		
<b>ACCELERATED PATHWAY - ONE SEMESTER</b>		<b>DEGREE PROGRAM COMPONENTS</b>			
<b>START DATES</b> <ul style="list-style-type: none"> <li>Fall: August 19, 2015</li> <li>Spring: January 6, 2016</li> </ul>		<ul style="list-style-type: none"> <li>30 credit hour program</li> <li>9 credit hours apply from Pathway</li> <li>21 credit hours remaining toward degree</li> </ul>			
<b>ACCELERATED PATHWAY ENTRY REQUIREMENTS</b> <ul style="list-style-type: none"> <li>4-year undergraduate degree in Engineering</li> <li>2.5 GPA out of 4.0</li> <li>Language requirement:                             <ul style="list-style-type: none"> <li>TOEFL iBT 79+ · IELTS 6.5+ · PTEA 53+</li> </ul> </li> </ul>	<b>SEMESTER 1</b>	<b>COURSE TITLE</b>	<b>CREDIT HOURS</b>		
	ESI 6906	Optimization in Operation Research	3		
	ESI 6247	Statistical Design Models	3		
		Graduate Level Elective	3		
<b>TOTAL</b>			<b>9</b>		

VISIT [imse.eng.usf.edu/academics/msie.asp](http://imse.eng.usf.edu/academics/msie.asp)



“ We encourage our students to take summer internships. USF is a great place to learn in the classroom, but also a place with many opportunities to learn outside the classroom. Several of our students were offered internships at companies like GE and Rockwell Automation. Last summer, all of our students had an internship and we had to turn companies away because we ran out of available students. ”

**Dr. Tapa Das, India, Professor and Department Chair  
Department of Industrial and Management Systems Engineering**

# GRADUATE PATHWAY PROGRAMS

## COLLEGE OF ENGINEERING

### MASTER OF SCIENCE IN MATERIALS SCIENCE AND ENGINEERING

STANDARD PATHWAY - TWO SEMESTERS		DEGREE PROGRAM COMPONENTS			PROGRAM INFORMATION
<b>START DATES</b> <ul style="list-style-type: none"> <li>Fall: August 19, 2015</li> <li>Spring: January 6, 2016</li> </ul>		<ul style="list-style-type: none"> <li>30 credit hour program</li> <li>12 credit hours apply from Pathway</li> <li>18 credit hours remaining toward degree</li> </ul>			
<b>STANDARD PATHWAY ENTRY REQUIREMENTS</b> <ul style="list-style-type: none"> <li>4-year undergraduate degree in Engineering or Natural Sciences*</li> <li>2.5 GPA out of 4.0</li> <li>Language requirement:               <ul style="list-style-type: none"> <li>TOEFL iBT 65-78</li> <li>IELTS 5.5-6.0 (All subscores minimum 5.0)</li> <li>PTEA 44-52</li> <li>Completion of Academic English Level 5</li> <li>INTO Password Test Level 6</li> </ul> </li> </ul>		<b>SEMESTER 1</b>	<b>COURSE TITLE</b>	<b>CREDIT HOURS</b>	<b>PROGRESSION REQUIREMENTS</b> <ul style="list-style-type: none"> <li>Minimum 3.25 GPA in Pathway</li> <li>At least one A grade in core graduate courses, and no grade lower than B</li> <li>No Incomplete or Withdraw grades</li> <li>GRE score on File</li> <li>2 letters of recommendation</li> <li>Statement of purpose</li> </ul> <b>NOTES</b> <ul style="list-style-type: none"> <li>* Applicants should have a bachelor's degree in Engineering (Chemical, Mechanical, Industrial, Electrical, Civil, Materials Science, Ceramic, Metallurgy, Manufacturing, Polymer, and related disciplines) or Natural Sciences (Physics, Chemistry or Biology) from an accredited institution.</li> </ul> <p>Note that student will be admitted to one of the departments listed above but will receive an interdisciplinary degree.</p> <p><b>These courses are generally delivered through the INTO USF Center and are for Pathway students only.</b></p>
		EAP 1850	English for International Students 1	6	
			Study Skills & GRE Test Preparation	0	
		EML 6930/ EMA 6001	Advanced Materials	3	
		PHY 6938	Materials Physics I	3	
			<b>TOTAL</b>	<b>12</b>	
		<b>SEMESTER 2</b>	<b>COURSE TITLE</b>	<b>CREDIT HOURS</b>	
		EAP 1851	English for International Students 2	6	
			Study Skills & GMAT Test Preparation	0	
		EMA 6510 or PHY 6938	Characterization of Materials or Materials Physics I	3	
		PHY 6939	Materials Physics II	3	
			<b>TOTAL</b>	<b>12</b>	
<b>ACCELERATED PATHWAY - ONE SEMESTER</b>		<b>DEGREE PROGRAM COMPONENTS</b> <ul style="list-style-type: none"> <li>30 credit hour program</li> <li>9 credit hours apply from Pathway</li> <li>21 credit hours remaining toward degree</li> </ul>			
<b>START DATES</b> <ul style="list-style-type: none"> <li>Fall: August 19, 2015</li> <li>Spring: January 6, 2016</li> </ul>					
<b>ACCELERATED PATHWAY ENTRY REQUIREMENTS</b> <ul style="list-style-type: none"> <li>4-year undergraduate degree in Engineering or Natural Sciences*</li> <li>2.5 GPA out of 4.0</li> <li>Language requirement:               <ul style="list-style-type: none"> <li>TOEFL iBT 79+ · IELTS 6.5+ · PTEA 53+</li> </ul> </li> </ul>		<b>SEMESTER 1</b>	<b>COURSE TITLE</b>	<b>CREDIT HOURS</b>	
			Study Skills & GRE Test Preparation	0	
		EML 6930/ EMA 6001	Advanced Materials	3	
			Approved Elective Course	3	
		PHY 6938	Materials Physics I	3	
			<b>TOTAL</b>	<b>9</b>	

**VISIT** > [mse.usf.edu/graduateprogram/courses.asp](http://mse.usf.edu/graduateprogram/courses.asp)

### MASTER OF SCIENCE IN MECHANICAL ENGINEERING

STANDARD PATHWAY - TWO SEMESTERS		DEGREE PROGRAM COMPONENTS			PROGRAM INFORMATION
<b>START DATES</b> <ul style="list-style-type: none"> <li>Fall: August 19, 2015</li> <li>Spring: January 6, 2016</li> </ul>		<ul style="list-style-type: none"> <li>30 credit hour program</li> <li>12 credit hours apply from Pathway</li> <li>18 credit hours remaining toward degree</li> </ul>			
<b>STANDARD PATHWAY ENTRY REQUIREMENTS*</b> <ul style="list-style-type: none"> <li>4-year undergraduate degree in Mechanical Engineering</li> <li>2.5 GPA out of 4.0</li> <li>Language requirement:               <ul style="list-style-type: none"> <li>TOEFL iBT 65-78</li> <li>IELTS 5.5-6.0</li> <li>PTEA 44-52</li> <li>Completion of Academic English Level 5</li> <li>INTO Password Test Level 6</li> </ul> </li> </ul> <p>*Please see additional entry requirements</p>		<b>SEMESTER 1</b>	<b>COURSE TITLE</b>	<b>CREDIT HOURS</b>	<b>* ADDITIONAL ENTRY REQUIREMENTS</b> <p>Students entering the program must have completed the following courses:</p> <ul style="list-style-type: none"> <li>Mathematics: Calculus I, II, III, Differential Equations</li> <li>Mechanical Engineering: Thermodynamics, Heat Transfer, Fluid Mechanics, Machine Design, Solid Mechanics</li> </ul> <p>If a student enters from a field outside of ME, they will be required to make up these classes before starting the pathway program.</p> <b>PROGRESSION REQUIREMENTS</b> <ul style="list-style-type: none"> <li>Minimum 3.25 GPA in Pathway</li> <li>At least one A grade in core graduate courses, and no grade lower than B</li> <li>No Incomplete or Withdraw grades</li> <li>No GRE required</li> </ul> <b>FLUID AND THERMAL SCIENCES COURSES</b> <p>EML 6105 Advanced Thermo and Statistical Mechanics EML 6154 Advanced Conduction Analysis EML 6713 Advanced Fluid Mechanics EML 6930 Convection Heat Transfer</p> <b>MECHANICS &amp; SYSTEM COURSES</b> <p>EML 6273 Advanced Dynamics of Machinery EML 6653 Applied Elasticity EML 6930 Failure Mechanisms in Materials EML 6930 Advanced Materials EML 6223 Synthesis of Vibrating Systems</p> <p><b>These courses are generally delivered through the INTO USF Center and are for Pathway students only.</b></p>
		EAP 1850	English for International Students 1	6	
			Study Skills & GRE Test Preparation	0	
			Graduate Level Core Course (Fluid and Thermal Science Course from list)	3	
			Graduate Level Core Course (Mechanics and System Course from list)	3	
			<b>TOTAL</b>	<b>12</b>	
		<b>SEMESTER 2</b>	<b>COURSE TITLE</b>	<b>CREDIT HOURS</b>	
		EAP 1851	English for International Students 2	6	
			Study Skills & GRE Test Preparation	0	
			Graduate Level Core Course (Fluid and Thermal Science Course from list)	3	
			Graduate Level Core Course (Mechanics and System Course from list)	3	
			<b>TOTAL</b>	<b>12</b>	
<b>ACCELERATED PATHWAY - ONE SEMESTER</b>		<b>DEGREE PROGRAM COMPONENTS</b> <ul style="list-style-type: none"> <li>30 credit hour program</li> <li>9 credit hours apply from Pathway</li> <li>21 credit hours remaining toward degree</li> </ul>			
<b>START DATES</b> <ul style="list-style-type: none"> <li>Fall: August 19, 2015</li> <li>Spring: January 6, 2016</li> </ul>					
<b>ACCELERATED PATHWAY ENTRY REQUIREMENTS*</b> <ul style="list-style-type: none"> <li>4-year undergraduate degree in Mechanical Engineering</li> <li>2.5 GPA out of 4.0</li> <li>Language requirement:               <ul style="list-style-type: none"> <li>TOEFL iBT 79+ · IELTS 6.5+ · PTEA 53+</li> </ul> </li> </ul> <p>*Please see additional entry requirements</p>		<b>SEMESTER 1</b>	<b>COURSE TITLE</b>	<b>CREDIT HOURS</b>	
			Study Skills & GRE Test Preparation	0	
			Graduate Level Core Course (Mechanics and System Course from list)	3	
			Graduate Level Core Course (Fluid and Thermal Science Course from list)	3	
			Graduate Level Core Course (Mechanics and System Course from list)	3	
			<b>TOTAL</b>	<b>9</b>	

**VISIT** > [me.eng.usf.edu/students/graduates.htm](http://me.eng.usf.edu/students/graduates.htm)



# PATEL COLLEGE OF GLOBAL SUSTAINABILITY (PCGS)



From water to energy and tourism, students can study about many different sectors of global sustainability.

## CONCENTRATIONS

### Water

Teaches students to understand the complex regional and global water-related sustainability challenges, and to develop innovative, sustainable solutions specifically in the specializations of green infrastructure, urban water and coastal issues.

### NEW: Sustainable Energy

As the United States and world economies seek to become more sustainable, they will be increasingly depending on renewable fuels and power. Students will be prepared for private and public sector positions of leadership and responsibility in the biofuels, solar, wind, biomass, smart grid, and other renewable energy industries.

### Sustainable Tourism

Enables students to understand the relationship between tourism, society, culture, and sustainability. They will develop the skills necessary to design a successful sustainable tourism strategy and development plan that is beneficial to business, coastal and marine habitats and the community.

### Entrepreneurship

Provides students with a comprehensive understanding of concepts, tools and skills related to sustainability and green technology. Focus areas include green technology, development, transportation, energy and sustainable enterprise.

## PROGRAM FEE

In addition to tuition and student fees, the program will charge a program fee of \$7,500 divided among the first two semesters (Fall and Spring). This non-refundable and non-transferrable fee supports activities that enhance a student's academic and professional experience. It includes but is not limited to:

- Sustainability related field trips (admission, lodging, meals, transportation, and other incidental costs.)
- Internship related travel expenses. These costs include airfare, lodging, meals, car rental, internship fee, international health insurance, study abroad fee, qualified research supplies and other qualified incidental costs (all in compliance with the USF travel policy).

## MASTER OF ARTS IN GLOBAL SUSTAINABILITY

STANDARD PATHWAY - TWO SEMESTERS	DEGREE PROGRAM COMPONENTS			PROGRAM INFORMATION
<b>START DATES</b> • Fall: August 19, 2015	<ul style="list-style-type: none"> <li>• 30 credit hour program</li> <li>• 12 credit hours apply from Pathway</li> <li>• 18 credit hours remaining toward degree</li> </ul>			
<b>STANDARD PATHWAY ENTRY REQUIREMENTS</b> <ul style="list-style-type: none"> <li>• 4-year undergraduate degree</li> <li>• 2.5 GPA out of 4.0</li> <li>• Language requirement:                             <ul style="list-style-type: none"> <li>• TOEFL iBT 65-78</li> <li>• IELTS 5.5-6.0 (All subscores minimum 5.0)</li> <li>• PTEA 44-52</li> <li>• Completion of Academic English Level 5</li> <li>• INTO Password Test Level 6</li> </ul> </li> </ul>	<b>SEMESTER 1</b>	<b>COURSE TITLE</b>	<b>CREDIT HOURS</b>	<b>PROGRESSION REQUIREMENTS</b> <ul style="list-style-type: none"> <li>• Minimum 3.25 GPA in Pathway</li> <li>• At least one A grade in core graduate courses, and no grade lower than B</li> <li>• 250-500 word essay on academic and professional background</li> <li>• 2 letters of recommendation, at least one must be academic</li> </ul> <b>NOTES</b> Students in the Master of Arts in Global Sustainability participate in a fee-based international internship for 6 credit hours. These courses are generally delivered through the INTO USF Center and are for Pathway students only.
	EAP 1850	English for International Students 1	6	
	IDS 6233	Concepts & Principles of Sustainability	3	
	IDS 6235	Economics & Finance for Sustainability	3	
	<b>TOTAL</b>			
	<b>SEMESTER 2</b>	<b>COURSE TITLE</b>	<b>CREDIT HOURS</b>	
	EAP 1851	English for International Students 2	6	
	IDS 6234	Systems Thinking: The Key to Sustainability	3	
	IDS 6238	Communicating the Value of Sustainability	3	
	<b>TOTAL</b>			<b>12</b>
<b>ACCELERATED PATHWAY - ONE SEMESTER</b> <b>START DATES</b> • Fall: August 19, 2015	<ul style="list-style-type: none"> <li>• 30 credit hour program</li> <li>• 9 credit hours apply from Pathway</li> <li>• 21 credit hours remaining toward degree</li> </ul>			
<b>ACCELERATED PATHWAY ENTRY REQUIREMENTS</b> <ul style="list-style-type: none"> <li>• 4-year undergraduate degree</li> <li>• 2.5 GPA out of 4.0</li> <li>• Language requirement:                             <ul style="list-style-type: none"> <li>• TOEFL iBT 79+ · IELTS 6.5+ · PTEA 53+</li> </ul> </li> </ul>	<b>SEMESTER 1</b>	<b>COURSE TITLE</b>	<b>CREDIT HOURS</b>	
	IDS 6233	Concepts & Principles of Sustainability	3	
	IDS 6235	Economics & Finance for Sustainability	3	
		Graduate Level Elective	3	
	<b>TOTAL</b>			<b>9</b>

# GRADUATE PATHWAY PROGRAMS

## COLLEGE OF THE ARTS

### MASTER OF MUSIC

STANDARD PATHWAY - TWO SEMESTERS		DEGREE PROGRAM COMPONENTS			PROGRAM INFORMATION
<b>START DATES</b> <ul style="list-style-type: none"> <li>Fall: August 19, 2015</li> <li>Spring: January 6, 2016</li> </ul>		<ul style="list-style-type: none"> <li>39 credit hour program</li> <li>12 credit hours apply from Pathway</li> <li>27 credit hours remaining toward degree</li> </ul>			
<b>STANDARD PATHWAY ENTRY REQUIREMENTS*</b> <ul style="list-style-type: none"> <li>4-year undergraduate degree in Music</li> <li>2.5 GPA out of 4.0</li> <li>Language requirement:               <ul style="list-style-type: none"> <li>TOEFL iBT 65-78</li> <li>IELTS 5.5</li> <li>PTEA 44-52</li> <li>Completion of Academic English Level 5</li> <li>INTO Password Test Level 6</li> </ul> </li> </ul> <p>*Please see additional entry requirements</p>		<b>SEMESTER 1</b>	<b>COURSE TITLE</b>	<b>CREDIT HOURS</b>	<b>* ADDITIONAL ENTRY REQUIREMENTS</b> <ul style="list-style-type: none"> <li>Auditions or interviews required for the following: Conducting, Performance, Theory</li> <li>Portfolios required for the following: Jazz Composition, Traditional Composition</li> <li>All concentrations must take a diagnostic music test</li> </ul> <b>PROGRESSION REQUIREMENTS</b> <ul style="list-style-type: none"> <li>Minimum 3.25 GPA in Pathway</li> <li>At least one A in core graduate courses, and no grade lower than B</li> <li>No Incomplete or Withdraw grades</li> </ul> <b>NOTES</b> <p>Please allow at least 2 months for an admissions decision for this program.</p> <p>** Students will be advised on which electives to take based on selected concentrations and core requirements.</p> <p>These courses are generally delivered through the INTO USF Center and are for Pathway students only.</p>
		EAP 1850	English for International Students 1	6	
			Graduate-Level Concentration Course**	3	
			Graduate-Level Concentration Course**	3	
		<b>TOTAL</b>		<b>12</b>	
		<b>SEMESTER 2</b>	<b>COURSE TITLE</b>	<b>CREDIT HOURS</b>	
		EAP 1851	English for International Students 2	6	
			Graduate-Level Core Course**	3	
			Graduate-Level Core Course**	3	
		<b>TOTAL</b>		<b>12</b>	
ACCELERATED PATHWAY - ONE SEMESTER		DEGREE PROGRAM COMPONENTS			
<b>START DATES</b> <ul style="list-style-type: none"> <li>Fall: August 19, 2015</li> <li>Spring: January 6, 2016</li> </ul>		<ul style="list-style-type: none"> <li>39 credit hour program</li> <li>9 credit hours apply from Pathway</li> <li>30 credit hours remaining toward degree</li> </ul>			
<b>ACCELERATED PATHWAY ENTRY REQUIREMENTS*</b> <ul style="list-style-type: none"> <li>4-year undergraduate degree in Music</li> <li>2.5 GPA out of 4.0</li> <li>Language requirement:               <ul style="list-style-type: none"> <li>TOEFL iBT 79+ · IELTS 6.5+ · PTEA 53+</li> </ul> </li> </ul> <p>*Please see additional entry requirements</p>		<b>SEMESTER 1</b>	<b>COURSE TITLE</b>	<b>CREDIT HOURS</b>	
			Graduate-Level Core Course**	3	
			Graduate-Level Core Course**	3	
			Graduate-Level Concentration Course**	3	
		<b>TOTAL</b>		<b>9</b>	

VISIT > [music.arts.usf.edu](http://music.arts.usf.edu)

### MASTER OF URBAN AND COMMUNITY DESIGN

STANDARD PATHWAY - TWO SEMESTERS		DEGREE PROGRAM COMPONENTS			PROGRAM INFORMATION
<b>START DATES</b> <ul style="list-style-type: none"> <li>Fall: August 19, 2015</li> <li>Spring: January 6, 2016</li> <li>Summer: May 11, 2016</li> </ul>		<ul style="list-style-type: none"> <li>45 credit hour program</li> <li>12 credit hours apply from Pathway</li> <li>33 credit hours remaining toward degree</li> </ul>			
<b>STANDARD PATHWAY ENTRY REQUIREMENTS</b> <ul style="list-style-type: none"> <li>4-year undergraduate degree in Architecture (pre-professional)</li> <li>2.5 GPA out of 4.0</li> <li>Language requirement:               <ul style="list-style-type: none"> <li>TOEFL iBT 65-78</li> <li>IELTS 5.5-6.0 (All subscores minimum 5.0)</li> <li>PTEA 44-52</li> <li>Completion of Academic English Level 5</li> <li>INTO Password Test Level 6</li> </ul> </li> <li>Portfolio of creative work (more information below)</li> </ul>		<b>SEMESTER 1</b>	<b>COURSE TITLE</b>	<b>CREDIT HOURS</b>	<b>PROGRESSION REQUIREMENTS</b> <ul style="list-style-type: none"> <li>Minimum 3.25 GPA in Pathway</li> <li>At least one A grade in core graduate courses, and no grade lower than B</li> <li>No Incomplete or Withdraw grades</li> <li>GRE score on file</li> <li>Letter of intent</li> <li>3 letters of recommendation</li> </ul> <b>NOTES</b> <p>Please allow at least 2 months for an admissions decision for this program.</p> <p>Each student is required to submit a portfolio of academic work for admission to the program, and then will continue to submit portfolios during their degree. Students MUST pass these portfolio reviews to advance in this highly competitive program. You can read the school's portfolio policy at: <a href="http://arch.usf.edu/wp-content/uploads/2013/10/PORTFOLIO_POLICY-revised_12-2010.pdf">http://arch.usf.edu/wp-content/uploads/2013/10/PORTFOLIO_POLICY-revised_12-2010.pdf</a></p> <p>These courses are generally delivered through the INTO USF Center and are for Pathway students only.</p>
		EAP 1850	English for International Students 1	6	
			Study Skills & GRE Test Preparation	0	
		ARC 6398	Intro to Community Urban Design	3	
		ARC 5931	Reading & Representing the City	3	
		<b>TOTAL</b>		<b>12</b>	
		<b>SEMESTER 2</b>	<b>COURSE TITLE</b>	<b>CREDIT HOURS</b>	
		EAP 1851	English for International Students 2	6	
			Study Skills & GRE Test Preparation	0	
		ARC 5931	Sustainable Neighborhood Developments	3	
		ARC 5931	Landscape & Ecology	3	
		<b>TOTAL</b>		<b>12</b>	
ACCELERATED PATHWAY - ONE SEMESTER		DEGREE PROGRAM COMPONENTS			
<b>START DATES</b> <ul style="list-style-type: none"> <li>Fall: August 19, 2015</li> <li>Spring: January 6, 2016</li> <li>Summer: May 11, 2016</li> </ul>		<ul style="list-style-type: none"> <li>45 credit hour program</li> <li>9 credit hours apply from Pathway</li> <li>36 credit hours remaining toward degree</li> </ul>			
<b>ACCELERATED PATHWAY ENTRY REQUIREMENTS</b> <ul style="list-style-type: none"> <li>4-year undergraduate degree in Architecture (pre-professional)</li> <li>2.5 GPA out of 4.0</li> <li>Language requirement:               <ul style="list-style-type: none"> <li>TOEFL iBT 79+ · IELTS 6.5+ · PTEA 53+</li> </ul> </li> <li>Portfolio of creative work (more information below)</li> </ul>		<b>SEMESTER 1</b>	<b>COURSE TITLE</b>	<b>CREDIT HOURS</b>	
			Study Skills & GRE Test Preparation	0	
		ARC 6398	Intro to Community Urban Design	3	
		ARC 5931	Sustainable Neighborhood Developments	3	
		ARC 5931	Reading & Representing the City	3	
		<b>TOTAL</b>		<b>9</b>	

VISIT > [arch.usf.edu/the-school/academics/graduate-m-ucd/](http://arch.usf.edu/the-school/academics/graduate-m-ucd/)

# NEW: COLLEGE OF THE ARTS – LIMITED ACCESS PROGRAMS

FOR BOTH OF THESE PROGRAMS, ONLY 5 STUDENTS WILL BE ADMITTED EACH FALL. ALL PORTFOLIOS MUST BE SUBMITTED BY FEBRUARY 1; ADMISSIONS DECISIONS WILL BE MADE BY MARCH 15. STUDENTS CANNOT APPLY TO ACADEMIC ENGLISH FIRST FOR EITHER OF THESE PROGRAMS.

## MASTER OF ARCHITECTURE

STANDARD PATHWAY - TWO SEMESTERS		DEGREE PROGRAM COMPONENTS			PROGRAM INFORMATION
<b>START DATES</b> • Fall: August 19, 2015		• 51 credit hour program** • 12 credit hours apply from Pathway • 39 credit hours remaining toward degree			
<b>STANDARD PATHWAY ENTRY REQUIREMENTS*</b> <ul style="list-style-type: none"> <li>4-year undergraduate degree in Architecture (pre-professional)</li> <li>2.5 GPA out of 4.0</li> <li>Language requirement:                             <ul style="list-style-type: none"> <li>TOEFL iBT 65-78</li> <li>IELTS 5.5–6.0 (All subscores minimum 5.0)</li> <li>PTEA 44–52</li> <li>Completion of Academic English Level 5</li> <li>INTO Password Test Level 6</li> </ul> </li> <li>Portfolio of creative work by February 1</li> </ul> *Please see additional entry requirements		<b>SEMESTER 1</b> <b>EAP 1850</b> <b>English for International Students 1</b> Study Skills & GRE Test Preparation ARC 6398 Intro to Community Urban Design ARC 5731 Architecture History I <b>TOTAL 12</b>	<b>COURSE TITLE</b> <b>CREDIT HOURS</b> 6 0 3 3 <b>12</b>	<b>* ADDITIONAL ENTRY REQUIREMENTS</b> Students entering the program must have passing grades in the following courses: <ul style="list-style-type: none"> <li>Calculus</li> <li>Physics</li> <li>Computer-Aided Drafting (CAD)</li> </ul>	
		<b>SEMESTER 2</b> <b>EAP 1851</b> <b>English for International Students 2</b> Study Skills & GRE Test Preparation ARC 5732 Architecture History II Graduate Level Elective <b>TOTAL 12</b>	<b>COURSE TITLE</b> <b>CREDIT HOURS</b> 6 0 3 3 <b>12</b>	<b>PROGRESSION REQUIREMENTS</b> <ul style="list-style-type: none"> <li>Minimum 3.25 GPA in Pathway</li> <li>At least one A grade in core graduate courses, and no grade lower than B</li> <li>No Incomplete or Withdraw grades</li> <li>GRE on file</li> <li>1 page statement of academic/professional intent</li> <li>3 letters of recommendation</li> </ul>	
<b>ACCELERATED PATHWAY - ONE SEMESTER</b> <b>START DATES</b> • Fall: August 19, 2015		• 51 credit hour program** • 9 credit hours apply from Pathway • 42 credit hours remaining toward degree			<b>NOTES</b> <b>ONLY 5 PLACES AVAILABLE</b> INTO USF and the USF College of The Arts is partnering together in a search for the world's most talented architects. For the 2015–2016 academic year, only five places for the Architecture graduate Pathway are available. In addition to meeting all entry requirements, the student's portfolio will be reviewed by School of Architecture faculty to determine eligibility. ** Depending on student's academic background, the program could take anywhere from 51 to 91 credit hours. This will be decided at point of admission. <b>PORTFOLIO</b> Students are required to submit a portfolio for admission to the program. You can find more information at <a href="http://arch.usf.edu/the-school/resources/forms-policies/">arch.usf.edu/the-school/resources/forms-policies/</a> These courses are generally delivered through the INTO USF Center and are for Pathway students only.
<b>ACCELERATED PATHWAY ENTRY REQUIREMENTS*</b> <ul style="list-style-type: none"> <li>4-year undergraduate degree in Architecture (pre-professional)</li> <li>2.5 GPA out of 4.0</li> <li>Language requirement:                             <ul style="list-style-type: none"> <li>TOEFL iBT 79+ · IELTS 6.5+ · PTEA 53+</li> </ul> </li> <li>Portfolio of creative work by February 1</li> </ul> *Please see additional entry requirements		<b>SEMESTER 1</b> ARC 6398 Intro to Community Urban Design ARC 5256 Design Theory Graduate Level Elective <b>TOTAL 9</b>	<b>COURSE TITLE</b> <b>CREDIT HOURS</b> Study Skills & GRE Test Preparation 0 3 3 3 <b>9</b>		

GRADUATE

VISIT [arch.usf.edu/the-school/academics/graduate-m-arch/](http://arch.usf.edu/the-school/academics/graduate-m-arch/)

## NEW: MASTER OF FINE ARTS IN STUDIO ART

STANDARD PATHWAY - TWO SEMESTERS		DEGREE PROGRAM COMPONENTS			PROGRAM INFORMATION
<b>START DATES</b> • Fall: August 19, 2015		• 60 credit hour program • 12 credit hours apply from Pathway • 48 credit hours remaining toward degree			
<b>STANDARD PATHWAY ENTRY REQUIREMENTS</b> <ul style="list-style-type: none"> <li>4-year undergraduate degree</li> <li>2.5 GPA out of 4.0</li> <li>Language requirement:                             <ul style="list-style-type: none"> <li>TOEFL iBT 65-78</li> <li>IELTS 5.5-6.0 (All subscores minimum 5.0)</li> <li>PTEA 44-52</li> <li>Completion of Academic English Level 5</li> <li>INTO Password Test Level 6</li> </ul> </li> <li>Portfolio of creative work by February 1</li> </ul>		<b>SEMESTER 1</b> <b>EAP 1850</b> <b>English for International Students 1</b> Graduate Seminar 1 Graduate Level Elective Course <b>TOTAL 12</b>	<b>COURSE TITLE</b> <b>CREDIT HOURS</b> 6 3 3 <b>12</b>	<b>PROGRESSION REQUIREMENTS</b> <ul style="list-style-type: none"> <li>Minimum 3.25 GPA in Pathway</li> <li>At least one A grade in core graduate courses, and no grade lower than B</li> <li>No Incomplete or Withdraw grades</li> <li>Résumé</li> <li>3 letters of recommendation</li> <li>Artist's statement</li> </ul>	
		<b>SEMESTER 2</b> <b>EAP 1851</b> <b>English for International Students 2</b> Graduate Level Elective Course Graduate Level Elective Course <b>TOTAL 12</b>	<b>COURSE TITLE</b> <b>CREDIT HOURS</b> 6 3 3 <b>12</b>	<b>NOTES</b> <b>ONLY 5 PLACES AVAILABLE</b> INTO USF and the USF College of The Arts is partnering together in a search for the world's most talented artists. For the 2015–2016 academic year, only five places for the Studio Art graduate Pathway are available. In addition to meeting all entry requirements, the student's portfolio will be reviewed by School of Art & Art History faculty to determine eligibility. <b>PORTFOLIO</b> There is a cost of \$12 to submit your portfolio. The following portfolio materials must be submitted electronically at <a href="http://usf.slideroom.com">usf.slideroom.com</a> : Artist Statement, 2D or 3D artwork (submit 20 images), Digital Video Electronic Art media may be submitted through Slideroom or by DVD or CD if necessary.	
<b>ACCELERATED PATHWAY - ONE SEMESTER</b> <b>START DATES</b> • Fall: August 19, 2015		• 60 credit hour program • 9 credit hours apply from Pathway • 51 credit hours remaining toward degree			<b>PORTFOLIO</b> There is a cost of \$12 to submit your portfolio. The following portfolio materials must be submitted electronically at <a href="http://usf.slideroom.com">usf.slideroom.com</a> : Artist Statement, 2D or 3D artwork (submit 20 images), Digital Video Electronic Art media may be submitted through Slideroom or by DVD or CD if necessary. These courses are generally delivered through the INTO USF Center and are for Pathway students only.
<b>ACCELERATED PATHWAY ENTRY REQUIREMENTS</b> <ul style="list-style-type: none"> <li>4-year undergraduate degree</li> <li>2.5 GPA out of 4.0</li> <li>Language requirement:                             <ul style="list-style-type: none"> <li>TOEFL iBT 79+ · IELTS 6.5+ · PTEA 53+</li> </ul> </li> <li>Portfolio of creative work by February 1</li> </ul>		<b>SEMESTER 1</b> ART 6890 Graduate Seminar 1 Graduate Level Elective Course Graduate Level Elective Course <b>TOTAL 9</b>	<b>COURSE TITLE</b> <b>CREDIT HOURS</b> 3 3 3 <b>9</b>		

VISIT [art.arts.usf.edu](http://art.arts.usf.edu)

# ENGLISH LANGUAGE PROGRAM



## EXPERT FACULTY

English teaching professionals with master's degrees

## DIVERSE STUDENTS

Represent more than 50 countries

## SMALL CLASS SIZES

An average of 10-15 students, with 18 maximum

## PROJECT-BASED LEARNING

Students use critical thinking and language skills to complete class projects



## TECHNOLOGY ENHANCED

Classrooms with interactive technology software and devices

## ENGLISH PRACTICE

Join an interest group or meet with a tutor

## MISSION STATEMENT

The English Language Program supports USF in its mission to increase global literacy and global engagement by providing an academic learning environment where international students can develop their English language proficiency. Our faculty deliver content-based language courses designed to help students acquire knowledge, think critically, communicate ideas, and demonstrate their competence in English through integrated tasks and projects. These courses provide international students with a foundation for success in reaching their academic and professional goals at the University of South Florida.



## USF'S ENGLISH LANGUAGE PROGRAM IS ACCREDITED BY THE COMMISSION ON ENGLISH LANGUAGE PROGRAM ACCREDITATION (CEA)

Accredited by



## INTO USF ENGLISH LANGUAGE PROGRAM

### ABOUT THE PROGRAM

At INTO USF, students can choose from a range of English language programs that will build upon their current skills and help them to meet their academic, professional, and personal goals.

The English language program offers an inspiring learning environment for students to explore and take part in activities, which help develop English skills. Through classroom instruction and opportunities to engage outside of the classroom with other domestic and international students at USF, students become more comfortable with the English language.

### ACADEMIC ENGLISH

A semester-long program for students who intend to study in a degree-seeking program at a U.S. university.

### GENERAL ENGLISH

A flexible-length program for students of all levels of English who want to improve their English for social, academic and professional situations, while learning about American culture.

### COLLEGE YEAR ABROAD

A long-term General English program for students who wish to experience college life while developing their professional, academic, and social English language skills.

### STUDY ABROAD WITH ENGLISH

Study Abroad with English is a long-term program combining Academic English language study with the opportunity to experience undergraduate courses at USF.

# ACADEMIC ENGLISH



During the Academic English program, students frequently use tablets and other technology for in-class projects and assignments.

## PROGRAM DESCRIPTION

The Academic English (AE) Program at INTO USF prepares international students for university study at both the graduate and undergraduate levels. The program features six levels of instruction from beginner to advanced. AE concentrates on developing students' reading, writing, listening and speaking skills and focuses on their application of grammar effectively in both writing and speaking situations. The unique curriculum encourages students to work in small groups to complete real academic projects. Also, the variety of test preparation courses available provides students the foundation necessary for university success.

## PROGRAM HIGHLIGHTS

- Content-based instruction: prepares students for university study
- Students use tablets (iPad and Nexus) in the classroom
- Computer Lab equipped with language learning software and testing practice materials (IELTS, TOEFL, GRE, GMAT)
- Involvement in INTO USF Interest Groups (arts, conversation corners, sports and games)
- Meaningful elective courses, such as Service Learning, which gets students involved in the community
- Advanced language preparation for graduate studies at Levels 5 and 6

## ELECTIVES

- Electives include: American Culture, Pronunciation and Drama, Advanced Business Topics, Academic Vocabulary, Service Learning, TOEFL iBT, IELTS Prep, GRE Prep, GMAT Prep

## PROGRAM OUTCOMES

After finishing the Academic English program at USF, successful students will be able to:

- Interact comfortably in a typical U.S. classroom with professors and other students
- Present their ideas effectively in speaking and writing
- Be able to use library databases to conduct academic research
- Write research papers with proper use of citations and references
- Read, comprehend and critically evaluate academic texts
- Understand and use vocabulary common to a variety of academic disciplines
- Take notes in academic lectures and presentations
- Prepare and deliver university level presentations

## PROGRAM COURSES

### Levels 1 – 4

- Academic Preparation Class: Reading, writing and research (5 hours/week)
- Academic Interactions: Listening, note taking, speaking and presentations (4 hours/week)
- Grammar: Grammar in context approach to improve language skills (5 hours/week)
- Elective Course: Up to 5 elective courses to choose from (4 hours/week)

### Levels 5 – 6

- College Prep Courses: Content-based integrative skills class focused on various topics from college majors
- Advanced Research Writing Courses: Grammar & Writing and Research Writing
- Elective Courses: choose two electives at your level

## KEY PROGRAM FACTS: Academic English

### START DATES

Fall: August 31, 2015  
Spring: January 19, 2016  
Summer: May 16, 2016

**Note:** Must arrive on the first day of the mandatory orientation week.

### PROGRAM DURATION

- 14 weeks in fall and spring semesters
- 12 weeks in summer semester
- Minimum enrollment of one semester

### ACADEMIC ENTRY REQUIREMENTS

High school diploma

### ENGLISH LANGUAGE REQUIREMENTS

None; students will be assessed and placed upon arrival.

### AGE REQUIREMENT

17 years and above

### PROGRAM STRUCTURE

- 6 levels of instruction from beginner to advanced
- 18 hours of classes per week
- 3 hours of interest groups per week
- 3-7 hours of outside cultural activities per week
- 15-20 hours of homework to prepare for classes

### HOUSING REQUIREMENT

Academic English students intending to progress to an Undergraduate Pathway program are required to live in on-campus university housing.

Term Start	Required
Fall Start	Fall, Spring
Spring Start	Spring
Summer Start	Summer, Fall, Spring

### PROGRESSION REQUIREMENTS FROM ACADEMIC ENGLISH

- To Undergraduate Standard Pathway
  - Completion of Academic English Level 4
- To Undergraduate Accelerated Pathway
  - Completion of Academic English Level 5
- To Direct Undergraduate Admission
  - Completion of Academic English Level 5
- To Graduate Standard Pathway
  - Completion of Academic English Level 5
- To Graduate Accelerated Pathway
  - Completion of Academic English Level 6
- To Direct Graduate Admission
  - Completion of Academic English Level 6

# GENERAL ENGLISH



Join an interest group to practice English listening and speaking skills outside of class.

## PROGRAM DESCRIPTION

The General English (GE) program will improve English language skills to help students in their academic, professional, and social life. In exciting and innovative classes, students complete interesting assignments and creative projects and, at the same time, learn about American culture. The learning experience includes outside class excursions to places of interest and importance around USF and the Tampa area.

Students can attend one or more of the 4-week sessions and can start the program on any of the monthly GE start dates. Students will have 18 hours of English classes per week, as well as 3 hours of Interest Group activities and other social and academic events, making it a flexible option for all students.

## PROGRAM HIGHLIGHTS

- Classes at all levels from beginner to advanced
- An emphasis on real-world communication
- Class projects that help build communication skills and cultural understanding
- Outside class activities to support learning
- Extra one-on-one help through the INTO USF Tutoring Center

## PROGRAM OUTCOMES

After taking courses in the General English program, students will:

- Communicate more easily in English in a wide variety of professional, academic and social situations
- Understand ideas from listening and reading texts more clearly
- Express ideas more accurately in speaking and writing
- Better understand American culture
- Gain a competitive advantage in the global job market
- Meet personal aspirations and goals

## PROGRAM COURSES

- Topic-based Reading & Writing and Listening & Speaking courses
- Focus courses on aspects of American culture

## KEY PROGRAM FACTS: General English and College Year Abroad

### START DATES

Fall:

- August 24, 2015
- September 21, 2015
- October 19, 2015
- November 16, 2015

Spring:

- January 11, 2016
- February 8, 2016
- March 7, 2016
- April 4, 2016

Summer:

- May 16, 2016
- June 13, 2016
- July 11, 2016

**Note:** Must arrive 1 day prior to the start date for mandatory orientation.

### PROGRAM DURATION GENERAL ENGLISH

4-48 weeks

### PROGRAM DURATION COLLEGE YEAR ABROAD

24 weeks

### ACADEMIC ENTRY REQUIREMENTS

None

### ENGLISH LANGUAGE REQUIREMENTS

None; students will be assessed and placed upon arrival.

### AGE REQUIREMENT

17 years and above

### PROGRAM STRUCTURE

- All levels of instruction from beginner to advanced
- Small class sizes
- 18 hours of classes per week with regular homework assignments
- 3-7 hours of interest groups per week where you can learn about a variety of topics with USF students

# COLLEGE YEAR ABROAD



Live and learn in a new culture for a true university experience while in the U.S.

## PROGRAM DESCRIPTION

College Year Abroad (CYA) is a long-term General English based program for students who wish to develop their academic, professional, and social English language skills while learning about American culture and experiencing life on a university campus. Students spend three to six months living on campus with access to all the university resources and facilities.

# STUDY ABROAD WITH ENGLISH



Students have the ability to customize their academic program while also learning English and living at an American university for four or nine months.

## PROGRAM DESCRIPTION

Study Abroad with English (SAWE) is a long-term program combining Academic English language study with the opportunity to experience undergraduate courses at USF. Through this unique program, students earn college credits in their field of interest without having to enroll in a long-term degree program. Program length will vary depending on a student's needs. The program can be customized for specific academic interests.

## PROGRAM OUTCOMES

After completion of the Study Abroad with English program at INTO USF, students will be able to:

- Achieve academic credit toward an undergraduate degree program in their home country (subject to home university approval)
- Compare U.S. higher education to education in their home country

## SAMPLE COURSE OFFERINGS

Course #	Course Title	Credits
HUM 1020	The Arts	3
SPC 2608	Public Speaking	3
AMS 2030	Intro to American Studies	3
AMS 2270	20th Century American Culture	3
ECO 1000	Basic Economics	3
PSY 2012	Intro to Psychological Science	3
SYG 2000	Intro to Sociology	3
SYG 2010	Contemporary Social Problems	3
AMH 2010	American History I	3
ARH 2050	History of Visual Arts	3
ASH 2270	Southeast Asian History	3
LIN 2002	Language, Culture & Film	3
PHI 1600	Intro to Ethics	3
WST 2250	Female Experience in America	3
ANT 2410	Cultural Anthropology	3
GEA 2000	World Regional Geography	4
GEO 2400	Human Geography	4
LAH 2020	Latin American Civilization	3
REL 2300	Intro to World Religions	4
ARH 2050	History of Visual Arts	3
MUC 2301	Intro To Electronic Music	3
THE 2252	Great Performances on Film	3

## PROGRAM STRUCTURE

The Study Abroad with English program consists of three main parts:

### SAWE PART 1: Academic English

- 18 hours of lessons per week and 3 hours of Interest Groups
- University-style learning with highly experienced instructors

Full-time intensive study of English language and academic study skills in the Academic English program to the level required for taking credit courses at USF.

### SAWE PART 2: Academic Study 1

- English for Academic Purposes (EAP1850) course for 6 credit hours
- Two additional academic courses; credit hours dependent on subjects selected \*

### SAWE PART 3: Academic Study 2

- English for Academic Purposes (EAP1851) course for 6 credit hours
- Two additional academic courses; credit hours dependent on subjects selected \*

\* Students study individually selected undergraduate courses at USF alongside U.S. and international students. Students can select courses from a wide variety of subjects at the undergraduate level in consultation with their INTO USF academic advisors and USF admissions. Courses are offered on a semester basis. Students can take a maximum of two courses excluding English. Choices available will depend on what students have studied previously, their academic level and the availability of places in courses.

## KEY PROGRAM FACTS: Study Abroad With English

### START DATES

#### SAWE Part 1 – Academic English

Fall: August 31, 2015  
Spring: January 19, 2016  
Summer: May 16, 2016

#### SAWE Part 2 – Academic Study 1

Fall: August 19, 2015  
Spring: January 6, 2016  
Summer: May 11, 2016

#### SAWE Part 3 – Academic Study 2

Fall: August 19, 2015  
Spring: January 6, 2016  
Summer: May 11, 2016

**Note:** Must arrive 1 day prior to the date above for mandatory orientation.

### PROGRAM DURATION

SAWE Part 1 & 2: 9 months  
SAWE Part 2 & 3: 9 months  
SAWE Part 2 Only: 4 months  
SAWE Part 3 Only: 4 months

### ACADEMIC ENTRY REQUIREMENTS

- This program is open to international students who have studied at a university or college for at least one year and have maintained a 2.5+ or better GPA.
- Students should provide a transcript outlining previous university studies, and a statement explaining future plans and subjects of interest, in addition to evidence of current level of English.

### ENGLISH LANGUAGE ENTRY REQUIREMENTS

#### Part 1 – Academic English

- Any English Language level below 60+ TOEFL iBT. Students will be tested when they arrive, and it could take more than one semester to reach Part 2.

#### Part 2 – Academic Study 1

- The minimum English language entry requirement to begin taking Academic Study 1 with undergraduate credit courses is 60+ TOEFL iBT or completion of Academic English Level 4.

#### Part 3 – Academic Study 2

- The minimum English language entry requirement to begin taking Academic Study 2 with undergraduate credit courses is 70+ TOEFL iBT or completion of Academic English Level 5.

### AGE REQUIREMENT

17 years and above

### COURSE DETAIL DURING PART 2 & 3 BASED ON ENGLISH LEVEL

Level	English Language Requirement	English for Academic Purposes	Undergraduate Courses
Part 2	Minimum of TOEFL 60+ or IELTS 5.5+	6 Credits	2 courses (3 credits each)
Part 3	Minimum of TOEFL 70+ or IELTS 6.0+	6 Credits	2 courses (3 credits each)



# SUMMER YOUTH ENGLISH EXPERIENCE

## PROGRAM DESCRIPTION

Summer Youth English Experience offers international participants ages 14-18 the opportunity to come tour the University of South Florida, INTO USF and the surrounding Tampa Bay area. Participants will practice their English language skills while attending language workshops, USF department visits, educational field trips, conversation partner meetings, and recreational events.

Participants attending our Summer Youth English Experience will become familiar with university life as they explore, live, and interact with students and faculty at USF's Tampa campus. Participants will have access to university facilities and public transportation (via the USF BullRunner shuttle and Tampa public buses) during their stay, as well as have access to in-residence counselors.

## PROGRAM FEATURES

- Fun, interactive English workshops designed to give participants a chance to develop confidence in using English. Workshops provide an opportunity to work on challenging projects involving problem solving and critical thinking.
- Opportunity to practice English with Americans through weekly recreational events, and conversation partners.
- Visits to USF departments to experience lectures, participate in hands-on activities and tour facilities (i.e. engineering and science labs, USF Health, art studio, athletics). Meet and interact with USF professors and students.
- Educational field trips in which participants learn about American culture and history.
- Weekend trips to include a visit to Orlando theme parks such as Walt Disney World or Universal Studios, and a day to explore Tampa area beaches, shopping, sport events or museums.

## KEY PROGRAM FACTS: Summer Youth English Experience

### PROGRAM DATES – 2015

Session 1: June 7 – June 20, 2015  
 Session 2: June 21 – July 4, 2015  
 Session 3: July 5 – July 18, 2015  
 Session 4: July 19 – August 1, 2015

### PROGRAM DATES – 2016

Session 1: June 5 – June 18, 2016  
 Session 2: June 19 – July 2, 2016  
 Session 3: July 3 – July 16, 2016  
 Session 4: July 17 – July 30, 2016

### PROGRAM DURATION

2 or 4 weeks (Participation is limited to a maximum of two consecutive sessions/ four weeks)

### ENTRY REQUIREMENT

- Participants must be able speak and listen to English at an intermediate level
- Must have a valid passport
- Must complete and submit all supplemental forms before payment
- Participants will be on a B-1 visitor visa or visa waiver

### AGE REQUIREMENT

Summer Youth English Experience is open to participants who are 14-18 years old and must be age 14 by June 1, 2015.



During the sessions, participants take field trips to theme parks like Walt Disney World in Orlando and Busch Gardens in Tampa



Take a break from the classroom and head outside to USF's Riverfront Park where you can try the Ropes Course



In addition to all the fun activities, participants also experience English workshops to build their speaking and critical thinking skills.



“ This program has great diversity of nations and cultures. The opportunities to interact with American High School students and to have fun on campus as well as in Tampa are great. It has been helpful for me to discover college life as an international student. I will definitely consider coming back to USF for my undergraduate degree! ”

**Maria Jose Garzon, Colombia**  
 Summer Youth English Experience

# LIFE ON CAMPUS



## OUR STUDENTS REPRESENT 150+

countries, numerous religions, cultures and social beliefs. Get involved and make friends from around the world.

## 100+ EVENTS

during Week of Welcome help you make friends, have fun, learn about campus and find ways to be a part of the USF and Tampa Bay community.




## STUDENT SUCCESS

is key at USF. In addition to all the social activities, there are also many services aimed at academic growth, including workshops, tutoring, technical support and more.

## USF STUDENTS VOLUNTEER

more than 100,000 service hours a year in our community, across the United States and internationally – join in!



## CONCERTS, LECTURES,

movies under the stars, theater, pep rallies, sports, art exhibitions, tango dance lessons – there is so much to do at USF!



## OVER 600 STUDENT ORGANIZATIONS AND CLUBS, INCLUDING:

- African Students Association
- American Marketing Association
- Arab Cultural Association
- Asian Students of America
- Biology Club
- Bollywood Dance Club
- Chinese Students & Scholars Association
- Club de Español
- Engineers without Borders
- Fraternities and Sororities
- Graduate & Professional Student Council
- Habitat for Humanity at USF
- Hindu Youth for Unity Virtue and Action
- International Business Board
- Japanese Club
- Korean American Student Association
- Latin American Student Association
- Mathematical Association of America
- Multicultural Club
- Muslim Student Association
- National Society of Leadership & Success
- Omani Student Association
- Russian Club
- Saudi Arabian Student Association
- Students of India Association
- Sports Clubs (Surf, Tennis, Golf)
- Taiwanese Student Association
- United Nations Association Student Alliance
- Vietnamese Student Association



The Marshall Student Center hosts the Student Life tower, food court, computer store, pharmacy and more.



Castor Beach on campus is the perfect spot to relax between classes with hammocks and lounge chairs.



With 600+ student organizations, there's always something to do.



Every Wednesday an open-air shopping experience known as Bull Market takes place on the sidewalks near the Marshall Student Center.

# LIFE ON CAMPUS

## NEW STUDENT CONNECTIONS

New to campus? Want to connect with other students? The New Student Connections office is focused on helping new students to be successful and feel comfortable on campus through fun events and peer programs.

## OFFICE OF MULTICULTURAL AFFAIRS

This office can help students learn all about other countries, cultures, beliefs and more through fun programs. Start with the iBuddy program and get matched with a domestic student for cultural exchange and friendship.

## CENTER FOR STUDENT INVOLVEMENT

With more than 600 student organizations and student-run programs planning activities, there are many educational and fun events to attend or help plan at USF. Visit the department to begin exploring interests and new hobbies.

## CENTER FOR LEADERSHIP AND CIVIC ENGAGEMENT

Discover your passions and talents while developing skills and understanding of leadership and active citizenship. Through volunteer service locally, nationally and internationally, students can learn about social issues and cultures.

## FRATERNITY AND SORORITY LIFE

With more than 40 fraternities and sororities, USF's Greek organizations develop close-knit communities, where members are supported academically, leadership skills are developed and philanthropy is encouraged.

## STUDENT GOVERNMENT

Student Government gives students at USF a voice and welcomes your involvement. With so many programs and services to support the student body, you can volunteer or seek employment with this important organization.

## RELIGIOUS AND SPIRITUAL LIFE

Students can pursue their religious and spiritual practices openly or in community with other students at USF. We offer an organized network of faith communities on campus that coordinate their efforts to engage students in activities and worship. Tampa's diversity also means students have the ability to connect with groups in the wider Tampa area.

## MARSHALL STUDENT CENTER

Our student union is the hub of campus life where students can:

- Study comfortably in the computer lab, study rooms and lounges
- Dine in the food court or at restaurants
- Enjoy convenient services, including the computer store, pharmacy, print shop and bank
- Have fun with friends in the video gamers' lounge or enjoy our art gallery
- Connect with Student Government and more than 600 student organizations
- Attend fun events and programs



Open 24 hours a day, five days a week (with limited hours on the weekend), the USF library has all the tools needed to succeed.



The Learning Commons is the perfect place to meet classmates and friends to study without worrying about staying too quiet.



The library is a comfortable and inviting place for students and faculty to meet, study, conduct research and complete group assignments.



Located in the library, students can stop by the Writing Studio for help before submitting assignments.

# ACADEMIC RESOURCES

## USF LIBRARY

- Open 24 hours Monday-Friday during fall and spring semesters, limited weekend hours, and 24-hour remote access to the library website, catalog and electronic resources
- More than 1.3 million volumes and books
- More than 100,000 federal documents, 3,600 CDs and 3,100 DVDs
- An extensive selection of premier electronic resources including e-journals, databases, e-books and digital images
- The largest computer lab on campus with more than 400 computers including individual computers for students, group-use computers and public access computers
- Starbucks in the library's lobby

## THE LEARNING COMMONS

The Learning Commons provides research assistance from librarians, support from IT Computing, the Academic Success Center, and the Writing Studio. Laptop computers can be checked out from the circulation desk for three hours for use within the library.

## THE ACADEMIC SUCCESS CENTER

The Academic Success Center (ASC) offers a variety of academic support services to strengthen students' ability to learn effectively and efficiently. Tutoring is available in many different subject areas, including math, science and languages, and is free for USF and INTO USF students.

## THE WRITING STUDIO

The Writing Studio is a place for writers of all skill levels to take chances, ask questions and develop their abilities. Writing support is free to all students. Eleven writing consultants are graduate students from the English Department who are qualified to assist students of all levels.

## STUDENTS WITH DISABILITIES SERVICES

Our Students with Disabilities Services department is focused on providing services and accommodations to students with disabilities to help ensure success not only in the classroom but also success engaging in campus life. If you are a student with a disability who wishes to receive accommodations, contact this office to register for services when you arrive.

## COMPUTER SERVICES AND TECHNICAL SUPPORT

Students have access to the Student Government Computer Lab in the student union and get limited free daily printing, among other services. The Information Technology Helpdesk offers students technical assistance via telephone, e-mail or online, 24 hours a day, 7 days a week. Additional printing needs can be handled at Techsmart in the student union.

## ACADEMIC ADVISORS


Academic advisors are placed in each program to help students understand their curriculum and course requirements, discuss university policies and rules, develop an academic plan or study schedule, and can reduce any anxiety you may feel by helping you map out a clear path to success. Be sure to meet with the advisors within your department regularly to ask questions and stay on track throughout the semester.



From a Starbucks coffee to a USF t-shirt, the bookstore has everything a student needs.



Use the Bull Runner for quick access to buildings across campus and various locations off-campus, such as nearby apartments.



#### WITH YOUR USF ID CARD, YOU CAN:

- Access your residence hall
- Eat at the on-campus dining halls
- Use the Campus Recreation Center
- Visit Student Health Services
- Use the facilities at the USF Libraries
- Purchase merchandise at the USF bookstore
- Obtain free entry into USF sporting events
- Use computer labs and printing services throughout campus
- Ride for free on the USF Bull Runner buses and city buses
- Obtain exclusive student discounts at participating movie theaters, restaurants and stores throughout Tampa

# UNIVERSITY STUDENT SERVICES

## OFFICE OF INTERNATIONAL SERVICES (OIS)

As part of USF World, the Office of International Services (OIS) provides support and advising for the 2,500+ international students studying at USF each year. OIS helps USF international students comply with federal immigration and university policies and promotes cross-cultural awareness and understanding.

Services include:

- Immigration
- Visa matters
- Cultural adjustment
- Financial and sponsorship issues
- Health insurance
- Academic concerns
- Dependents
- Personal matters

## INTERNATIONAL BUDDY PROGRAM

The iBuddy Program at USF is an international cultural exchange program that partners international students with domestic students, giving both the chance to share their culture and experiences in a relaxed environment with fun events each semester. Learn about American lifestyles and culture through a more informal, approachable program. You will have a more positive American experience and give your "iBuddy" the opportunity to learn about your culture, customs, traditions, history and language.

## CAMPUS BOOKSTORE

The campus bookstore, located near the Marshall Student Center, is where USF students go to buy anything they need, from books and backpacks to T-shirts and towels. At the bookstore, you can purchase books for class or for personal reading. You can also buy all kinds of school supplies and electronics, as well as clothes and accessories to wear on game day or any day you want to show your school spirit. Be sure to visit Starbucks Coffee, located on the third floor of the bookstore building, to enjoy a fresh cup of coffee while you shop or study.

## CAMPUS TRANSPORTATION

The Bull Runner bus service is provided free to USF faculty, staff and INTO USF students from 7:00 a.m. until midnight, Monday through Thursday, and 7:00 a.m. to 5:30 p.m. on Fridays. Several routes run Saturday and Sunday from 2:30 p.m. to 9:30 p.m. Summer schedule varies. Bull Runner routes cover the entire USF Tampa Campus and many designated locations outside the University, such as University Mall, Walmart and some off-campus housing.

In addition, the Tampa bus line (HART) has many stops on campus and is also free to students with a USF ID Card.

## PARKING SERVICES

To park on campus, parking permits are required 24 hours a day, 7 days a week. Individuals parking at USF are required to register their vehicle(s) and display a valid permit.



Make an appointment at the Student Health Clinic for all of your non-emergency medical needs.



Studying late and don't want to walk by yourself? The SAFE Team provides free rides for students from 6:30 p.m. to 2:30 a.m.



USF Police Department maintains community peace, safety and quality of life for students on campus.



In case of emergency, many blue light posts are stationed around campus that call directly to the campus police office.

# HEALTH AND SAFETY

## STUDENT HEALTH SERVICES

Student Health Services (SHS) is USF's accredited, on-campus medical facility and your first choice for convenient non-emergency medical attention. Staffed by physicians and other medical professionals, SHS provides general medical visits to students with no out-of-pocket expense and specialized services at minimal cost. SHS accepts the INTO USF Student Health Insurance Plan and most other plans. SHS also administers the university's immunization requirements. For more information, visit: [www.shs.usf.edu](http://www.shs.usf.edu)

## HEALTH INSURANCE REQUIREMENT

Full health and medical insurance is required for all USF international students. The INTO USF Student Health Insurance Plan meets this requirement. If you do not purchase this plan, you must provide proof of alternative acceptable coverage. If no insurance is in place when you arrive on campus, you will be enrolled in the INTO USF Student Health Insurance Plan and the cost will automatically be added to your program fees. For additional information and costs, email: [INTOinsurance@usf.edu](mailto:INTOinsurance@usf.edu)

## COUNSELING CENTER

If you find that you are having a difficult time adjusting to your international study experience, our Counseling Center is staffed by professionals from Asia, Europe, the Middle East and the Caribbean who can help you find ways to more successfully manage your college life.

## ON-CAMPUS PHARMACY

There is an on-campus pharmacy located on the first floor of the Marshall Student Center that can fill your medical prescriptions.

## WELLNESS CENTER

Conveniently located in our student union, the Wellness Center is open to all students interested in a healthier lifestyle. Some of the many services offered include free professional guidance, screenings, information, chair massages and health products.

## USF POLICE DEPARTMENT

The USF Police Department has over 40 State of Florida Police officers and provides a full range of safety services solely to the USF community 24 hours a day, 7 days a week, including routine patrols of campus and residence areas, emergency response, crime investigations, traffic incidents, crowd control and more.

## SAFE TEAM

SAFE Team is a free, on-campus escort program that provides students with a safe option for getting from one campus location to another during evening and early morning hours.

## EMERGENCY BLUE LIGHT PHONES

USF has more than 70 emergency telephones located throughout campus that are monitored by our police department and are equipped with automatic location indicators.

## MOBILE EMERGENCY ALERTS AND TOOLS

MoBull Messenger is part of USF's Emergency Notification System and alerts our community in the event of a campus emergency. USF also offers other mobile applications/services to help ensure our students' safety.

**EMERGENCY CONTACT INFORMATION**  
**EMERGENCIES: CALL 911**  
**NON-EMERGENCY:**  
**CALL +1 813-974-2628**

# INTO USF SERVICES



From the front desk staff to housing and arrivals, the Student Support Team at INTO USF is always available and ready to help.

## STUDENT SUPPORT TEAM

The Student Support Team helps students transition to USF. Based at the INTO USF Center, we offer a range of support services for our students:

- Help you to settle into student life in Tampa
- Provide a complete orientation prior to classes starting
- Assist with arrival, housing, dining and medical concerns
- 24-hour emergency phone
- Your first point of contact for any non-academic issues

## INTO USF FRONT DESK

+1 813-905-INTO (4686)

## INTO USF EMERGENCY PHONE

+1 813-362-3457



From visits to the local science museum to trips to Disney World, INTO USF offers many trips and activities throughout the year.

## TRIPS AND ACTIVITIES

While the main reason for coming to Tampa is to study, involvement in non-academic activities will help you adjust to life in the United States and help you to develop a network of friends. At INTO USF you learn about other cultures while experiencing American life. We offer opportunities to:

- Socialize and make new friends
- Experience the arts and cultural exhibits
- Take part in sports
- Go to sporting events
- Visit amusement parks
- Visit places of interest in Tampa and Florida

## CHECK OUT OUR ACTIVITIES WEBSITE

[WWW.INTOUSFACTIVITIES.COM](http://WWW.INTOUSFACTIVITIES.COM)



“ As a Pakistani Muslim, Halal food is very important. During my first week at INTO USF, I asked Student Services if Halal food is available and I found out I just have to request it in any of the USF dining halls. The variety is always good! ”

**Mohammad Faizan Khan, Pakistan Undergraduate Pathway in Business**





Student leaders greet incoming students at the Tampa International Airport. Send your flight information prior to arrival for a pick up.

## AIRPORT ARRIVALS

Let us make your travel arrangements from Tampa International Airport to INTO USF. Be sure to ask for this service prior to arrival and send us your flight information:

- An INTO USF Student Leader will meet you at Tampa International Airport
- A driver will take you to INTO USF

**INTO USF ARRIVALS +1 813-361-7163**  
**EMAIL YOUR ARRIVAL DETAILS TO**  
**INTOARRIVALS@USF.EDU**



With three different styles of accommodation, there is a perfect housing option for everyone!

## HOUSING AND DINING

Whatever style of accommodation fits you best, INTO USF Housing is prepared to help you have the best student living experience during your program. Contact the Student Support Team for help with:

- Meal plans
- Roommate selection
- Room type
- Dining hall locations and food choices

**EMAIL HOUSING AND DINING**  
**QUESTIONS TO INTOHOUSING@USF.EDU**



Have a question about your I-20 or working on campus? Our Immigration Team provides support whenever needed.

## VISA AND IMMIGRATION SUPPORT

Upon arrival, INTO USF's Immigration Team will provide information, support and guidance on maintaining your immigration status while you are in the United States. The team can help you Monday-Friday to:

- Issue documents to support your visa application
- Answer questions about renewing a student visa
- Keep your I-20 status current
- Answer questions about bringing your dependents to the U.S.
- Assist with travel, employment and more

**EMAIL OUR IMMIGRATION TEAM AT**  
**INTOIMMIGRATION@USF.EDU**



All INTO USF students are covered under the student health plan and can make an appointment with the on-campus physicians.

## WELLNESS

INTO USF believes that in order to excel in your studies, you must maintain a high level of personal health. We are committed to finding the necessary resources for you to maintain a balanced lifestyle.

Let us help with:

- On-campus Student Health Services
- Finding doctors and dentists
- Mental health care
- Locating places for spiritual health

**QUESTIONS ABOUT INSURANCE**  
**OR IMMUNIZATIONS? EMAIL US AT**  
**INTOIMMUNIZATION@USF.EDU**

# INTO USF ACADEMIC SUPPORT



Tutors are available for every Pathway offered, as well as for additional English or study skills help.

## THE TUTORING CENTER

The INTO USF Tutoring Center supports the academic and cultural success of international students enrolled in the English Language and Pathway programs at INTO USF. We provide a safe and open atmosphere for students to seek support for their unique needs, to promote student independence, to support faculty needs and to retain quality tutors who excel in their areas of expertise. We provide outstanding services in group and individual sessions, workshops on a variety of topics, and support for content areas, writing and language, and test preparation.

- INTO USF tutors are USF students studying in their respective fields or have background and experience in their area.
- Many tutors are also teachers in the English Language Program and/or have a linguistics background.
- There is a tutor for every Pathway program we offer.
- Tutoring is available every day of the week except Sunday. Students may make an appointment or walk in.
- Multiple workshops are provided for students to address specific cultural and academic issues.
- A Bridge Tutor program facilitates group study sessions for more challenging courses.

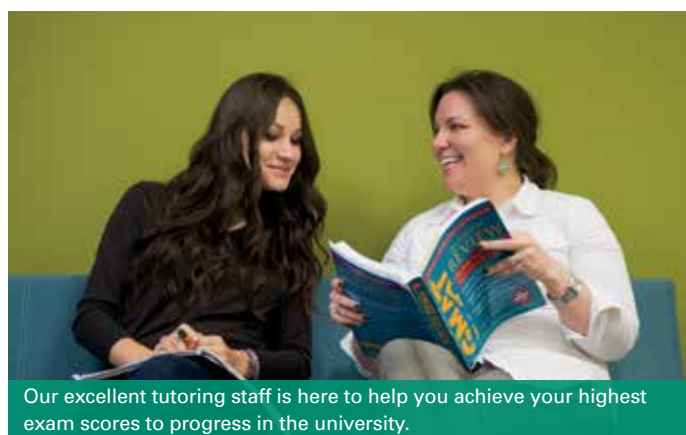


In addition to the other computer labs on campus, students have access to a private lab just for INTO USF.

## THE COMPUTER LAB

In addition to the multiple computer labs across campus open to all students, INTO USF has its very own computer lab specially equipped for INTO USF students. In this lab you can:

- Work on homework
- Print homework
- Network online
- Study in groups
- Socialize
- Use email to catch up with family and friends



Our excellent tutoring staff is here to help you achieve your highest exam scores to progress in the university.

## TEST PREPARATION

For students preparing for graduate school entrance exams, we provide test preparation classes and personalized tutoring for both the GMAT and GRE. Our professional tutoring staff is here to assist you to achieve the exam score you need by:

- Planning classes to fit your busy schedule
- Providing study resources
- Giving one-on-one support
- Offering test preparation classes for Pathway students

**THE TUTORING CENTER IS AVAILABLE FOR STUDENTS IN ALL PROGRAMS**



Tutoring is available in both group and individual sessions. Schedule an appointment during open hours available six days a week.

## ACADEMIC TUTORING

INTO USF students have access to academic tutors who are available six days a week to provide extra support for classroom learning. Our tutors are experienced students at USF who are earning advanced degrees in a related major, and our English tutors are ESL/English professionals. Our qualified tutors can help you:

- Understand the course content
- Help you develop good study habits
- Assist with subjects like math, engineering, marketing, business and more
- Help with grammar, pronunciation, reading and writing



Our trained staff provides a high level of personalized service to ensure your success at USF.

## ACADEMIC ADVISORS

INTO USF Academic Advisors are your key resource for important information. No matter which program you decide to enroll in, be sure to see your advisor about topics related to:

- Your classes
- Attendance
- Academic performance
- Adapting to learning in an American university system
- Options for furthering your studies



Interest Groups meet two days per week and include a range of topics and fun activities to help build English skills and make new friends.

## STUDENT INTEREST GROUPS

INTO USF Student Interest Groups are structured small groups that allow you to spend time with students who share similar hobbies or interests while practicing your language skills several times a week.

Topics vary semester to semester. Some topics of Interest Groups are:

- Dance
- Culture
- Conversation Corner
- Fashion
- Sports
- Journalism
- Photography
- And more



“ Everyone at the INTO USF Center has really helped me. They told me how to do everything, and they also helped me with a class syllabus. I didn’t understand something after looking at a dictionary, and I went there and they helped translate from English to Russian. In my first two weeks at university, I went to the tutoring center four times. ”

**Meruyert Alibi, Kazakhstan  
Undergraduate General Pathway**



USF football games are held in the local professional football stadium, which holds more than 65,000 fans. Go Bulls!



The Claw at USF is one of Tampa's most challenging golf courses and is home to the nationally-ranked USF Men's & Women's Golf Teams.



USF students receive free admission to university athletic events with proof of student ID card.

## SPORTS AND RECREATION



ROCKY THE BULL  
IS USF'S MASCOT

Whether you're an athlete or a sports fan, you can be part of the excitement and pride of the American Athletics Conference at USF, with 17 men's and women's varsity teams competing at the NCAA-level. Also, our Campus Recreation Center gives all students the opportunity to stay fit and have fun.

### INTERCOLLEGIATE ATHLETICS

Sports are a big part of campus life. Students are admitted free to all home sporting events, including the largest football student section in the conference. In addition, USF Athletics has built new stadiums for baseball, soccer and softball, and completely renovated the Sun Dome, making the sports district one of the best in the country.

#### Women's teams:

- Basketball
- Cross country
- Golf
- Sailing
- Soccer
- Softball
- Tennis
- Track and field
- Volleyball

#### Men's teams:

- Baseball
- Basketball
- Cross country
- Football
- Golf
- Soccer
- Tennis
- Track and field

### USF GOLF COURSE

USF has its very own golf course across the street from USF's campus. The Claw at USF is known as one of the most challenging golf courses in Tampa and is home to the USF men's and women's golf programs. The Claw has its own restaurant and golf shop and offers daily play for a fee, as well as monthly memberships for those who want to play unlimited golf all year long.

### SCHOOL SPIRIT

The University of South Florida is a young university, yet students, faculty and alumni have already established traditions and celebrations that are becoming a part of USF culture. Here at USF, school spirit is a way for students to connect with another. Perhaps one of the best examples of school spirit at USF is the "Go Bulls" hand symbol, which is used as the premier USF cheer and greeting.



If you don't feel like running on the 1.9 km fitness trail outside, check out the elevated track located inside the Campus Recreation Center.



The Campus Recreation Center offers free group fitness classes such as cycling, Zumba, pilates, kickboxing and more.



From club sports to intramural teams, there's something for everyone to get involved and have fun. What team will you join?

### CAMPUS RECREATION

Our beautiful 8,500 square meter facility and field complexes are the sites for a wide variety of recreational activities to keep you physically active, including:

- State-of-the-art strength training equipment
- Interactive cardiovascular machines
- Free weights
- 50+ group fitness classes (including pilates, yoga, cycling and more)
- Credit courses (like ballroom dancing, scuba diving and martial arts)
- 2 gymnasiums
- Elevated running lanes
- 6 indoor racquetball courts
- Indoor and outdoor swimming pools
- Football, soccer and softball fields
- Basketball courts
- 16 lighted tennis courts
- 1.9 km fitness trail
- Canoeing
- High ropes course
- Adventure trips
- Sports and fitness equipment for checkout
- "Borrow Our Bikes" program
- Outdoor rental gear (backpacks, tents, etc.)

### INTRAMURAL SPORTS

With more than 30 different sports to choose from, our Intramural Sports program facilitates organized leagues and tournaments for students, faculty and staff members. Create your own team or join an existing team, including:

- Badminton
- Basketball
- Bowling
- Cornhole
- Disc golf
- Dodgeball
- Flag football
- Floor hockey
- Inner tube
- Kickball
- Miniature golf
- Racquetball
- Sand volleyball
- Soccer
- Softball
- Swimming
- Table tennis
- Tennis
- Ultimate frisbee
- Volleyball
- Water polo
- Whiffleball
- Wrestling

**USF'S CAMPUS RECREATION IS RANKED #11 IN THE U.S.**  
(Bestcollegereviews.org, 2014)

### CLUB SPORTS

Club Sports are student-run organizations that participate in regional and national leagues and tournaments. By joining a club, you can explore new sports, enhance your skills and have fun in a competitive environment. Our sports clubs include:

- Badminton
- Baseball
- Bicycle polo
- Bowling
- Cricket
- Cycling
- Equestrian
- Fencing
- Field hockey
- Fishing
- Flag football
- Golf
- Ice hockey
- Ice skating
- Judo
- Kettleball
- Lacrosse
- Paintball
- Quidditch
- Racquetball
- Rock climbing
- Roller hockey
- Rowing
- Running
- Sand volleyball
- Scuba diving
- Shooting
- Skateboarding
- Skimboarding
- Skydiving
- Soccer
- Surfing
- Swimming
- Table tennis
- Tennis
- Triathlon
- Tumbling
- Ultimate frisbee
- Volleyball
- Wakeboarding
- Waterpolo
- Wrestling

# ON-CAMPUS HOUSING



There's no place like your USF home! Choose from premium, suite and apartment-style options.

USF provides a safe community designed to help you excel both in and out of the classroom.

## BENEFITS OF LIVING ON CAMPUS

- 24/7 access to staff to help guide you, including Resident Assistants who can provide guidance and information
- Access to academic resources
- Located close to your classrooms, dining halls, fitness facilities and social activities

## APPLYING FOR HOUSING

To help you find on-campus housing, inform INTO USF of your travel details when applying.

Email: [INTOhousing@usf.edu](mailto:INTOhousing@usf.edu)

## WHO CAN LIVE ON CAMPUS?

- Undergraduate Pathway students
- Graduate Pathway students
- Academic English students
- General English students
- College Year Abroad students
- Study Abroad with English students
- Summer Youth English Experience Participants
- Advance in TEFL Focus Module Participants

## RESIDENTIAL REQUIREMENT

INTO USF Undergraduate Pathway and Undergraduate Academic English students planning to progress to an Undergraduate Pathway are required to live in on-campus housing for their first year. Students will fulfill their housing requirement by living on campus for one to three semesters, depending on what semester they start their program.

START DATE	RESIDENCY REQUIREMENT
FALL	Fall and Spring
SPRING	Spring
SUMMER	Summer, Fall and Spring



“ I live on campus because I think it is more comfortable for those who just arrived and in the first semester. The campus is very big and very often classes take place in different buildings and you need to be there on time. So it is better to live on campus where you have everything next to you and you know everything. ”

**Aiganysh Asanalieva, Kyrgyzstan  
Graduate Pathway in Management**



Each residence hall features personal mailboxes, where students can receive letters and packages from friends and family.



Each on-campus residence hall includes laundry facilities for student access open 24/7.

### FEATURES OF RESIDENCE HALL LIVING

- Air conditioning
- Cable television service
- Wired and wireless Internet
- Designated wheelchair-accessible rooms
- Kitchens on every floor
- Laundry facilities
- Study lounges
- Vending machines
- 24-hour, on-call emergency maintenance

### ITEMS THAT COME IN YOUR ROOM

- Adjustable bed frame
- Extra-long twin mattress (Twin XL)
- Desk and desk chair
- Dresser and clothes closet
- Trash can

### ITEMS THAT COME IN YOUR LINEN PACK

- Mattress pad
- Bed sheets (1 flat, 1 fitted)
- Pillow and pillowcase
- Duvet and duvet cover
- 2 towels, a hand towel and a washcloth

### WHAT NOT TO BRING

- Drugs or drug paraphernalia
- Alcohol
- Fireworks or explosives
- Firearms or weapons
- Incense or candles
- Pets (other than small fish)
- Hot plates, toasters or rice cookers
- Halogen lamps or space heaters
- Water-filled furniture

### WHAT SHOULD I PURCHASE IN TAMPA?

- Laundry and cleaning supplies
- Kitchen supplies
- Personal bathroom items, such as soap, toothpaste and shower shoes
- Study supplies, such as a desk lamp, pencils, and note pads
- Television and stereo
- Alarm clock
- Computer
- Bicycle
- Small refrigerator and/or microwave
- Cell phone (you must pay for your own cell phone service)



Apartment-style housing has four single bedrooms, two bathrooms and a shared kitchen and living room area.



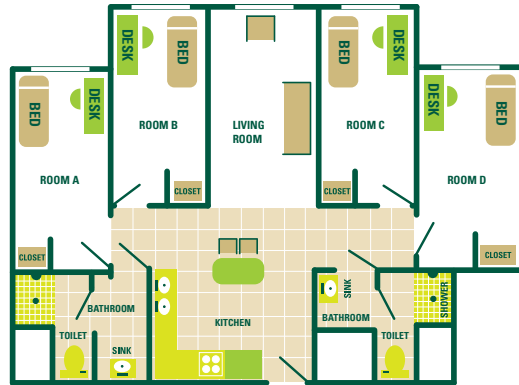
The residence halls have a common area on each floor for studying or socializing.

# TYPES OF ON-CAMPUS HOUSING



## APARTMENT STYLE (FOUR PRIVATE BEDROOMS)

Open to all students, including Graduate level students.

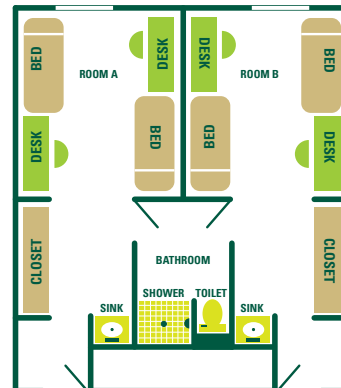


Bedroom size is approximately 2.4 m x 3.7 m



## PREMIUM SUITE STYLE (TWO DOUBLE BEDROOMS)

Open to Undergraduate Pathway students and Undergraduate Academic English students intending to progress to an Undergraduate Pathway for the year. Also open to General English students in the summer.

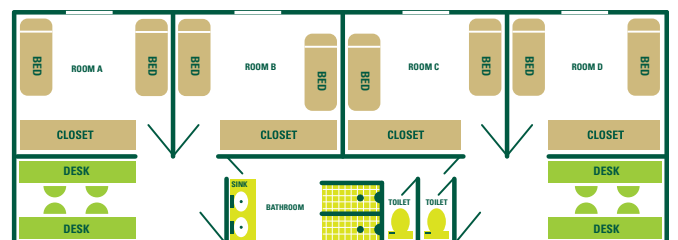


Bedroom size is approximately 3.5 m x 4.45 m



## SUITE STYLE (FOUR DOUBLE BEDROOMS)

Open to Undergraduate Pathway and Undergraduate Academic English students intending to progress to an Undergraduate Pathway for fall and spring semesters. Closed during the summer.



Bedroom size is approximately 3 m x 3.7 m



# OFF-CAMPUS HOUSING



Many apartments surround the USF campus and are within walking distance or are on the USF Bull Runner bus route.



Student apartments typically include a private bedroom and bathroom, and a shared living room.



Many offer a clubhouse with pool tables, gaming areas, computers, coffee bars and even gyms.



Enjoy the pool and soak up the sun with more than 361 days of sunshine a year!

## OFF-CAMPUS HOUSING

INTO USF Undergraduate Pathway students should not sign a lease with an off-campus property until you have satisfied your on-campus housing requirement or have been granted a written release by USF Housing and Residential Education.

Students with a written release by USF Housing to live off campus should arrive early and budget to stay in a hotel until they are able to secure a new lease and take occupancy.

## HOW WILL I GET AROUND?

Off-campus students typically use the USF Bull Runner bus line and the Tampa HART bus line.

## HOW MUCH WILL IT COST?

Bring sufficient funds to cover the cost of making all the necessary arrangements, which could include: first and last month's rent and security deposit; utility deposits for gas, electric, and telephone services; and the first month's utility bills. These deposits and rent can initially cost up to \$2,000 or more.

## OFF-CAMPUS AFFILIATED HOUSING

USF currently has partnerships with the following locations: The Province, The Venue, Avalon Heights, 4050 Lofts and Campus Club.

## NEED HELP?

If you need assistance finding off-campus housing, please visit or email the INTO USF Office.

**EMAIL** > [INTOhousing@usf.edu](mailto:INTOhousing@usf.edu)

**VISIT** > [www.housing.usf.edu/resources/affiliated](http://www.housing.usf.edu/resources/affiliated)



“ I live in Monticello apartments, which is a 20 minutes walk from the INTO Center — it's not that far at all. A lot of my friends are also living around my apartment, so for me it's really easy to hang out with them. ”

**Miki Uetake, Japan Study Abroad with English**

# DINING



There are several Starbucks located around the Tampa campus along with many other restaurants and convenience stores.



All stations at Champion's Choice feature exhibition-style cooking using only the freshest of ingredients!

## BENEFITS OF DINING ON CAMPUS

The many benefits of on-campus dining include:

- Freshly prepared meals
- All-you-care-to-eat meals including fresh fruit and salad bars, pizza, pasta, Asian, Mediterranean and American cuisine, custom-made deli sandwiches and wraps, Halal, vegan, vegetarian and gluten-free options, and many other exciting, chef-created food choices
- No cooking, washing dishes, or shopping for groceries
- No need to carry cash – meal plans are on your USF ID Card
- Maximum flexibility – eat at any of the on-campus dining halls as well as the two full-service restaurants and multiple other dining facilities on campus
- Dining locations are open from early morning until after midnight so you will never go hungry

## ON-CAMPUS DINING OPTIONS

### Fresh Food Company

Offers unlimited servings from the stations such as American Diner, Mediterranean, Fresh Produce, and Accents. At our Peace of Mind station, you can custom create your own meat-free, nut-free, dairy-free, and gluten-free entrées. All stations feature exhibition-style cooking using only the freshest of ingredients.

### Juniper Dining

Offers unlimited servings from six different exhibition-style cooking stations. Menu items include halal, vegetarian and vegan entrées, and an allergen-friendly Mongolian style grill, salad bars, fresh produce, traditional American cuisine, grilled and barbecued items, Italian cuisine and delicious specialty desserts.

### Champion's Choice

Located in the southeast section of campus, this new dining facility offers a variety of nutritional and healthy cuisine options for meal plan members, student athletes, and the entire community. At the five stations, nutritional information of the food is prominently displayed as it is cooked for you.

### Food Court at Marshall Student Center

The food court in the Marshall Student Center offers selections such as Panda Express, Chick-fil-A, Subway, AFC Sushi, Moe's Southwest Grill and Papa John's Pizza. In addition, the student center offers Jamba Juice, Einstein Bros. Bagels, Beef 'O' Brady's and On Top of the Palms restaurants.

### Other Campus Food Locations

There are over 25 on-campus dining locations including Starbucks, Pollo Tropical and convenience stores.



All of USF's dining halls are designed to provide a variety of options to meet students' dietary needs, including vegan and Halal options.



From traditional dining halls to quick-service restaurants, coffee shops, a sports pub and more, you'll never go hungry at USF.

## MEAL PLAN

All-Access Plan:

- Unlimited daily access to the on-campus dining halls.
- If you do not feel like dining in, take advantage of the To-Go program to take your meals home.
- This plan is a good choice for flexibility and offers the best value. It's perfect for students who enjoy small, frequent meals or snacks throughout the day or for those who enjoy the convenience of dining at any time.

## DINING DOLLARS

INTO USF students have the option to purchase Dining Dollars which can be used at any USF Dining location. Dining Dollars are great for grabbing a quick meal at an on-campus restaurant between classes, a snack for late night studying, buying items from the convenience store, or just to treat a friend to a meal. With Dining Dollars, students also receive discounts at many of the USF Dining locations.

## NUTRITION AND SPECIAL DINING NEEDS

USF Dining has many on-campus options for all dietary needs as well as for students interested in nutrition and wellness.

- Our allergen-friendly Peace of Mind station offers meat-free, nut-free, dairy-free, and gluten-free entrées at Juniper Dining and Fresh Food Company.
- Healthy for Life nutritional messages point the way to healthier menu selections in all on-campus dining halls.
- USF Dining's Vegan & Vegetarian Guide to Eating On Campus offers specific menu choices for vegan and vegetarians at all on-campus restaurants, convenience stores, cafés and coffeehouses.
- The USF Dining Dietitian is the best resource for on-campus special dietary and food-allergen counseling and can be reached via the USF Dining website.

VISIT [www.usf.edu/dining](http://www.usf.edu/dining)



“ For Muslims and Arab students specifically, the school provides good food and it's Halal. Here in Tampa you can find Halal food both on and off campus. There is no need to worry when leaving your country because USF provides plenty of options for Middle Eastern students. ”

**Husain Showaiter, Bahrain  
Academic English**

# INTERNSHIPS AND WORKING



Students looking for work opportunities during school or after graduation can make an appointment at the Career Center on campus for help with résumé building, career counseling, interview preparation and more.

## THE CAREER CENTER

The USF Career Center provides comprehensive career planning and job search counseling and education, encouraging students to investigate employment opportunities with consideration to their skills, goals and values. Services available at the Career Center include:

- Career counseling
- Career library and computer lab
- Career networking events
- Part-time job fairs
- Résumé critiques
- Workshops

## CAREER FAIRS

Each semester Career Services coordinates numerous fairs and events related to employer recruitment efforts. All events are open to all USF students and alumni. These fairs are scheduled at the beginning of the fall and spring semesters for organizations hiring for full-time, co-op, and internship opportunities and approximately 1,500 job seekers attend (including alumni).

## GRADUATE RESEARCH OR TEACHING OPPORTUNITIES

International graduate students may qualify for a Graduate Research or Teaching Assistantship. Requests for assistantships should be made at the time of application for admission. Please consult department websites for criteria and application deadlines. Additional scholarship and financial aid resources may be found at:

[www.global.usf.edu/is/pro-students.php](http://www.global.usf.edu/is/pro-students.php)

## COOPERATIVE EDUCATION (CO-OP)

Co-op is an educational partnership between the university and an employer that allows current students to engage in a paid training experience related to their major and is administered by Career Services. Co-op is a cost-effective way to recruit employers from a pre-screened candidate pool and permits evaluation of potential hires without long-term commitment. The Co-op length may be a one or multi-semester commitment between the employer and the student. International students who are approved Co-op applicants have been cleared by the Office of International Services as eligible to participate.

## WORK OPPORTUNITIES

International students on either F-1 or J-1 student visas are allowed to work on the USF campus on a part-time basis (20 hours/week or less) during spring and summer, and full-time (40 hours/week) during summer, as long as they maintain their F-1/J-1 status. There are a wide variety of employment opportunities available. For details, visit: [www.lib.usf.edu/job-shop/](http://www.lib.usf.edu/job-shop/)

Students should visit the Office of International Services after getting a job offer to apply for a Social Security card.

## WORKING AFTER GRADUATION

Depending on your visa, you may be eligible for Optional Practical Training or Academic Training. These opportunities generally provide work authorization for 12 months after graduation from a degree program. STEM students can apply for a 17-month extension. International Services offers programs and workshops each semester to help students understand the legal aspects of working in the United States.



There are many information sessions hosted on campus, where this business student met a representative from PricewaterhouseCoopers for an internship.



USF holds frequent career fairs for full-time and internship opportunities with local, national and international companies.

**BIG BUSINESS.** Florida is home to many Fortune 500 Companies including: AutoNation, CSX, Darden Restaurants, Fidelity National Financial, Harris, Health Management Associates, Jabil Circuit, NextEra Energy, Office Depot, Publix Super Markets, Ryder System, Tech Data, WellCare Health Plans, Inc., Winn-Dixie Stores, Inc., and World Fuel Services.

**HIGH-TECH OPPORTUNITIES**

Tampa houses 60 percent of Florida’s high-technology corridor.

**THRIVING BUSINESS CLIMATE**

Tampa has been ranked by Forbes Magazine as “15th Best in the Nation for Business and Careers” and is located in the 12th largest media market in the United States. More than 800 employers visit USF each year.

**FLORIDA’S ECONOMIC STRENGTHS**

- International Trade
- Tourism
- Aerospace
- Services
- Agriculture
- Software
- Construction
- Health Technology & University Research

**DEGREE-ENHANCING INTERNSHIPS**

USF has built internship partnerships with a number of Tampa businesses and organizations ranging from JPMorgan Chase to Tampa General Hospital.

**TAMPA RANKED NO. 3 BEST CITY FOR EMPLOYMENT IN THE NATION WALLETHUB, 2014**



“ I work on campus for the Center for Urban Transportation Research. I am very grateful for the university providing me this opportunity. I got a job very easily by making a résumé in the Student Service Center. I got a lot of help from them guiding me through all the way to making a résumé and building up my body language and communication skills as well. ”

**Ram Nikesh Kanteti, India  
Graduate Pathway in Engineering**

# FIND MORE ONLINE




**MEET FELLOW STUDENTS BEFORE YOU ARRIVE**

VISIT > [www.intohigher.com/usf/students](http://www.intohigher.com/usf/students)



 **LIKE US ON FACEBOOK**

VISIT > [www.facebook.com/intousf](http://www.facebook.com/intousf)  
[www.facebook.com/USouthFlorida](http://www.facebook.com/USouthFlorida)

 **FOLLOW US ON TWITTER**

VISIT > [www.twitter.com/INTO\\_USF](http://www.twitter.com/INTO_USF)  
[www.twitter.com/usfnews](http://www.twitter.com/usfnews)

**#GOBULLS #ILOVEUSF**



 **WATCH US ON YOUTUBE**

VISIT > [www.youtube.com/intotv](http://www.youtube.com/intotv)  
[www.youtube.com/usfchannel](http://www.youtube.com/usfchannel)

 **JOIN US ON LINKEDIN**

VISIT > [www.bit.ly/LinkedInINTOUSF](http://www.bit.ly/LinkedInINTOUSF)  
[www.linkedin.com/company/usouthflorida](http://www.linkedin.com/company/usouthflorida)



 **FOLLOW INTO USF ON INSTAGRAM**

VISIT > [www.instagram.com/INTOUSF](http://www.instagram.com/INTOUSF)

**WATCH INTO USF ON YOUTUBE  
AND TAKE A TOUR OF CAMPUS –  
GET TO KNOW YOUR FUTURE HOME!**

[www.intohigher.com/usf/tour](http://www.intohigher.com/usf/tour)



## HELPFUL RESOURCES

### INTO USF WEBSITE

Visit our website to watch videos and discover why so many students from around the world have chosen to study at INTO USF. Learn more about:

- Housing and dining
- Accommodation options
- Campus activities and social events
- And much more

**VISIT** > [www.intohigher.com/usf](http://www.intohigher.com/usf)

### USF INTERNATIONAL ADMISSIONS OFFICE

Want to apply directly to University of South Florida? Find information on how to apply, admission requirements and download application forms on USF's Admissions website:

**VISIT** > [www.usf.edu/admissions](http://www.usf.edu/admissions)

### DOWNLOAD YOUR GUIDE TO INTO USF

Our free mobile app contains everything you need to know about studying, arriving and living in Florida. Available for Apple iOS and Android. Download it today:

**VISIT** > [www.intohigher.com/usf/app](http://www.intohigher.com/usf/app)



# APPLICATION PROCESS

## 1 DETERMINE COURSE OF STUDY

Decide what academic or English language program you want to apply for.

Read about INTO USF's Pathway and English language programs:  
[www.intohigher.com/usf/programs](http://www.intohigher.com/usf/programs)

## 5 APPLICATION PROCESSING

As soon as your application is received, we will notify you by email that it has been received and you may be asked to provide any missing application documents. Your transcripts and other documents must be evaluated, and you will be contacted once an admission decision is made.

## 2 CHECK REQUIREMENTS

Be sure your academic and language scores meet admission requirements for your program of choice. Detailed admission requirements can be found at:

[www.intohigher.com/usf/apply](http://www.intohigher.com/usf/apply)

## 6 OFFER OF ADMISSION

If qualified, we will send you an offer for admission.

## 3 APPLY

To apply, visit: [www.intohigher.com/usf/apply](http://www.intohigher.com/usf/apply)

Submit your application and required documents to:  
[INTOAdmissions@usf.edu](mailto:INTOAdmissions@usf.edu)

## 7 CONFIRM

Return your acceptance form and pay the required deposit. Once your signed acceptance form and deposit have been received we will send you your I-20.

## 4 SEND REQUIRED DOCUMENTS

Detailed program requirements and instructions can be found at: [www.intohigher.com/usf/apply](http://www.intohigher.com/usf/apply)

- Transcripts (copies in native and English language)
- Diplomas (copies in native and English language)
- Language proficiency scores, if applicable
- Test scores, if applicable
- Passport
- Evidence of funding

## 8 PREPARE FOR ARRIVAL

You will receive a Pre-Departure Guide to help prepare you for living and studying in the U.S.

## 9 BECOME A USF BULL!

APPLICATION CHECKLIST FOR PATHWAYS/SAWE PART 2 & 3	
<b>Please read carefully and make sure you have included the following documents in your application package:</b>	
1. Application form, completed in full and checked for accuracy	<input type="checkbox"/>
2. Copy of passport for student (and spouse/dependents if applicable)	<input type="checkbox"/>
3. Copy of bank statement and Affidavit of Support or letter of sponsorship	<input type="checkbox"/>
4. Copies of high school or university diploma and transcripts (English and native language)	<input type="checkbox"/>
5. Copies of transcripts of all relevant qualifications translated into English as well as in native language	<input type="checkbox"/>
6. Copies of TOEFL/IELTS/PTEA/Password	<input type="checkbox"/>
7. Proof of an adequate alternative insurance policy, if appropriate	<input type="checkbox"/>
8. Copies of visa, I-20 and current DSO information (transfer students)	<input type="checkbox"/>

APPLICATION CHECKLIST FOR ENGLISH PROGRAMS	
1. Application form, completed in full and checked for accuracy	<input type="checkbox"/>
2. Copy of passport for student (and spouse/dependents if applicable)	<input type="checkbox"/>
3. Copy of bank statement and Affidavit of Support or letter of sponsorship.	<input type="checkbox"/>
4. Proof of high school/secondary school graduation (Academic English only)	<input type="checkbox"/>
5. Proof of an adequate alternative insurance policy, if appropriate	<input type="checkbox"/>
6. Copies of visa, I-20 and current DSO information (transfer students)	<input type="checkbox"/>



# INTO USF APPLICATION FORM 1 OF 3

Please complete relevant sections of this form in **BLOCK Capitals** and in **black ink**. Please print legibly.  
 Submit your application and required documents to: [INTOadmissions@usf.edu](mailto:INTOadmissions@usf.edu)

If an Education Counselor is assisting you with your application, please fill out the details below. If not, leave this section blank.

Company/Organization : \_\_\_\_\_ URN number: \_\_\_\_\_

## SECTION 1

### A: Student Details

Please enter all names exactly as they appear on your passport.

Title (Mr/Ms) \_\_\_\_\_

Last/Family name \_\_\_\_\_

First/Given names \_\_\_\_\_

Middle names \_\_\_\_\_

Gender  M  F

Date of birth \_\_\_\_\_ mm/dd/yyyy

### B: Visa and Immigration Information

Country of birth \_\_\_\_\_

Country of nationality/citizenship \_\_\_\_\_

U.S. residency status  Non-U.S. citizen or resident  U.S. citizen/resident alien

Do you have dual citizenship?  Yes  No

If yes, please list additional country of citizenship \_\_\_\_\_

Are you currently living or studying in the United States?  Yes  No

If you answered **YES**, please include a copy of your visa, I-20 and contact information of your DSO \_\_\_\_\_

Will any of your dependents (spouse/children) come to the U.S. with you?  
 Yes  No How many? \_\_\_\_\_

If yes, please include copies of their passports with your application. \_\_\_\_\_

### C. Student Permanent Address

This is the student permanent home country address; it is required for creating the I-20. This address CANNOT be the address of the Education Counselor.

Street \_\_\_\_\_

City \_\_\_\_\_ State/Province \_\_\_\_\_

Country \_\_\_\_\_ Postal code \_\_\_\_\_

Telephone \_\_\_\_\_

Student's email \_\_\_\_\_

### D. Shipping Address

This is where the I-20 will be mailed.

Education Counselor/contact name \_\_\_\_\_

Street \_\_\_\_\_

City \_\_\_\_\_ State/Province \_\_\_\_\_

Country \_\_\_\_\_ Postal code \_\_\_\_\_

Telephone \_\_\_\_\_

Contact's email \_\_\_\_\_

## SECTION 2

### A. English Language Programs

Please select your intended program of study and a start date.  
 Do not select programs with conflicting dates.

**Academic English (select all that apply)**

August 31, 2015  January 19, 2016  May 16, 2016

**General English (select all that apply)**

August 24, 2015  September 21, 2015  October 19, 2015  
 November 16, 2015  January 11, 2016  February 8, 2016  
 March 7, 2016  April 4, 2016  May 16, 2016  
 June 13, 2016  July 11, 2016

**College Year Abroad (select one start date)**

August 24, 2015  September 21, 2015  October 19, 2015  
 November 16, 2015  January 11, 2016  February 8, 2016  
 March 7, 2016  April 4, 2016  May 16, 2016  
 June 13, 2016  July 11, 2016

**Study Abroad with English**

Please specify total number of sessions:  1  2  3

Select start date

Fall 2015  Spring 2016  Summer 2016

### B. Special Programs

**2015 – Summer Youth English Experience (select all that apply)**

June 7, 2015  June 21, 2015  July 5, 2015  July 19, 2015

**2016 – Summer Youth English Experience (select all that apply)**

June 5, 2016  June 19, 2016  July 3, 2016  July 17, 2016

## SECTION 3

### Academic Programs

#### INTO USF Undergraduate Pathway Programs

1-Semester Accelerated  2-Semester Standard

	Fall: August 2015	Spring: January 2016	Summer: May 2016
<b>SAMPLE</b>	<input type="checkbox"/>	<input checked="" type="checkbox"/>	<input type="checkbox"/>
<b>Please select only one box below.</b> Please note that Accelerated and Standard options have different entry requirements.			
Business	<input type="checkbox"/>	<input type="checkbox"/>	<input type="checkbox"/>
Computer Science/Engineering	<input type="checkbox"/>	<input type="checkbox"/>	<input type="checkbox"/>
Education	<input type="checkbox"/>	<input type="checkbox"/>	<input type="checkbox"/>
Engineering	<input type="checkbox"/>	<input type="checkbox"/>	<input type="checkbox"/>
Hospitality Management	<input type="checkbox"/>	<input type="checkbox"/>	<input type="checkbox"/>
Liberal Arts	<input type="checkbox"/>	<input type="checkbox"/>	<input type="checkbox"/>
Natural and Health Sciences	<input type="checkbox"/>	<input type="checkbox"/>	<input type="checkbox"/>
Visual and Performing Arts	<input type="checkbox"/>	<input type="checkbox"/>	<input type="checkbox"/>
Planned Academic Subject/Major _____			

# INTO USF APPLICATION FORM 2 OF 3

## SECTION 3 (CONTINUED)

### Academic Programs

INTO USF Graduate Pathway Programs				
<input type="checkbox"/> 1-Semester Accelerated		<input type="checkbox"/> 2-Semester Standard		
	Fall: August 2015	Spring: January 2016	Summer: May 2016	
<b>SAMPLE</b>	<input type="checkbox"/>	<input checked="" type="checkbox"/>	<input type="checkbox"/>	<input type="checkbox"/>
Please select only one box below. Please note that Accelerated and Standard options have different entry requirements.				
<b>College of Arts and Sciences</b>				
American Studies	<input type="checkbox"/>	<input type="checkbox"/>	<input type="checkbox"/>	<input type="checkbox"/>
Biology	<input type="checkbox"/>	<input type="checkbox"/>	<input type="checkbox"/>	<input type="checkbox"/>
Economics	<input type="checkbox"/>	<input type="checkbox"/>	<input type="checkbox"/>	<input type="checkbox"/>
Film Studies	<input type="checkbox"/>	<input type="checkbox"/>	<input type="checkbox"/>	<input type="checkbox"/>
Geology	<input type="checkbox"/>	<input type="checkbox"/>	<input type="checkbox"/>	<input type="checkbox"/>
Humanities	<input type="checkbox"/>	<input type="checkbox"/>	<input type="checkbox"/>	<input type="checkbox"/>
Library and Information Science	<input type="checkbox"/>	<input type="checkbox"/>	<input type="checkbox"/>	<input type="checkbox"/>
Mass Communications	<input type="checkbox"/>	<input type="checkbox"/>	<input type="checkbox"/>	<input type="checkbox"/>
Mathematics	<input type="checkbox"/>	<input type="checkbox"/>	<input type="checkbox"/>	<input type="checkbox"/>
Microbiology	<input type="checkbox"/>	<input type="checkbox"/>	<input type="checkbox"/>	<input type="checkbox"/>
Physics	<input type="checkbox"/>	<input type="checkbox"/>	<input type="checkbox"/>	<input type="checkbox"/>
Political Science	<input type="checkbox"/>	<input type="checkbox"/>	<input type="checkbox"/>	<input type="checkbox"/>
Statistics	<input type="checkbox"/>	<input type="checkbox"/>	<input type="checkbox"/>	<input type="checkbox"/>
Urban and Regional Planning	<input type="checkbox"/>	<input type="checkbox"/>	<input type="checkbox"/>	<input type="checkbox"/>
<b>College of Business</b>				
Business Administration (MBA) (1)	<input type="checkbox"/>	<input type="checkbox"/>	<input type="checkbox"/>	<input type="checkbox"/>
Entrepreneurship	<input type="checkbox"/>	<input type="checkbox"/>	<input type="checkbox"/>	<input type="checkbox"/>
Finance	<input type="checkbox"/>	<input type="checkbox"/>	<input type="checkbox"/>	<input type="checkbox"/>
Management	<input type="checkbox"/>	<input type="checkbox"/>	<input type="checkbox"/>	<input type="checkbox"/>
Management Information Systems (1)	<input type="checkbox"/>	<input type="checkbox"/>	<input type="checkbox"/>	<input type="checkbox"/>
Marketing	<input type="checkbox"/>	<input type="checkbox"/>	<input type="checkbox"/>	<input type="checkbox"/>
<b>College of Education</b>				
Adult Education	<input type="checkbox"/>	<input type="checkbox"/>	<input type="checkbox"/>	<input type="checkbox"/>
Exercise Science	<input type="checkbox"/>	<input type="checkbox"/>	<input type="checkbox"/>	<input type="checkbox"/>
Instructional Technology	<input type="checkbox"/>	<input type="checkbox"/>	<input type="checkbox"/>	<input type="checkbox"/>
TESOL	<input type="checkbox"/>	<input type="checkbox"/>	<input type="checkbox"/>	<input type="checkbox"/>
Teaching (Special Education)	<input type="checkbox"/>	<input type="checkbox"/>	<input type="checkbox"/>	<input type="checkbox"/>
<b>Engineering</b>				
Biomedical Engineering	<input type="checkbox"/>	<input type="checkbox"/>	<input type="checkbox"/>	<input type="checkbox"/>
Chemical Engineering	<input type="checkbox"/>	<input type="checkbox"/>	<input type="checkbox"/>	<input type="checkbox"/>
Civil Engineering	<input type="checkbox"/>	<input type="checkbox"/>	<input type="checkbox"/>	<input type="checkbox"/>
Computer Engineering	<input type="checkbox"/>	<input type="checkbox"/>	<input type="checkbox"/>	<input type="checkbox"/>
Computer Science	<input type="checkbox"/>	<input type="checkbox"/>	<input type="checkbox"/>	<input type="checkbox"/>
Electrical Engineering	<input type="checkbox"/>	<input type="checkbox"/>	<input type="checkbox"/>	<input type="checkbox"/>
Engineering Management (1)	<input type="checkbox"/>	<input type="checkbox"/>	<input type="checkbox"/>	<input type="checkbox"/>
Environmental Engineering	<input type="checkbox"/>	<input type="checkbox"/>	<input type="checkbox"/>	<input type="checkbox"/>
Industrial Engineering	<input type="checkbox"/>	<input type="checkbox"/>	<input type="checkbox"/>	<input type="checkbox"/>
Material Science and Engineering	<input type="checkbox"/>	<input type="checkbox"/>	<input type="checkbox"/>	<input type="checkbox"/>
Mechanical Engineering	<input type="checkbox"/>	<input type="checkbox"/>	<input type="checkbox"/>	<input type="checkbox"/>
<b>Patel College of Global Sustainability</b>				
Global Sustainability	<input type="checkbox"/>	<input type="checkbox"/>	<input type="checkbox"/>	<input type="checkbox"/>
<b>College of the Arts</b>				
Architecture (2)(3)	<input type="checkbox"/>	<input type="checkbox"/>	<input type="checkbox"/>	<input type="checkbox"/>
Music (2)	<input type="checkbox"/>	<input type="checkbox"/>	<input type="checkbox"/>	<input type="checkbox"/>
Studio Art (MFA) (2)(3)	<input type="checkbox"/>	<input type="checkbox"/>	<input type="checkbox"/>	<input type="checkbox"/>
Urban and Community Design (2)	<input type="checkbox"/>	<input type="checkbox"/>	<input type="checkbox"/>	<input type="checkbox"/>

(1) This program requires 2 years of professional work experience  
 (2) This program requires a portfolio or audition with application  
 (3) Students cannot take Academic English prior to Pathway for these programs and must meet the Pathway English requirements

## SECTION 4

### Student Education History

Please list all secondary and post-secondary schools, colleges or universities you have attended or will attend prior to entering the university. **You must provide a transcript from each post-secondary school, college or university you have attended, even if you did not complete a term.**

#### A. Secondary Schools

Most recent secondary school attended:

School name \_\_\_\_\_  
 Country \_\_\_\_\_  
 Dates attended from \_\_\_\_\_ mm/dd/yyyy  
 to \_\_\_\_\_ mm/dd/yyyy  
 Graduation date \_\_\_\_\_ mm/dd/yyyy

List any other secondary schools you have attended (attach additional pages as necessary)

School name \_\_\_\_\_  
 Country \_\_\_\_\_  
 Dates attended from \_\_\_\_\_ mm/dd/yyyy  
 to \_\_\_\_\_ mm/dd/yyyy

#### B. Colleges and Universities

Most recent post-secondary school attended:

College/University name \_\_\_\_\_  
 Country \_\_\_\_\_  
 Dates attended from \_\_\_\_\_ mm/dd/yyyy  
 to \_\_\_\_\_ mm/dd/yyyy  
 Graduation date \_\_\_\_\_ mm/dd/yyyy

Degree earned \_\_\_\_\_

List any other secondary schools you have attended (attach additional pages as necessary)

College/University name \_\_\_\_\_  
 Country \_\_\_\_\_  
 Dates attended from \_\_\_\_\_ mm/dd/yyyy  
 to \_\_\_\_\_ mm/dd/yyyy  
 College/University name \_\_\_\_\_  
 Country \_\_\_\_\_  
 Dates attended from \_\_\_\_\_ mm/dd/yyyy  
 to \_\_\_\_\_ mm/dd/yyyy

If you have more colleges, universities or post-secondary schools, please submit them in this format on a separate sheet of paper and include with your application.

#### C. Gaps in Study

Will it be more than 4 months between the time of filling out this application and the start of your program?  Yes  No

If yes, will you have attended a school, college or university in that time?  
 Yes  No

Is that school or university indicated on this application or a separate piece of paper?  
 Yes  No

By selecting this box you attest that you have included information on all of your academic studies and will not pursue further study prior to joining this university. Failure to provide this information can result in dismissal from the university.

# INTO USF APPLICATION FORM 3 OF 3

## SECTION 5

### Test Scores

Please indicate all test scores completed. Copies of test results may be used for evaluation, but official results must be received prior to registration.

#### A. English Language Test Scores

Language scores are valid two years after the test date and will be considered expired if over two years old at the time of program start date.

TOEFL  IELTS  Password  PTEA

I do not plan on taking an English language proficiency test.

#### B. Academic Test Scores (scores are valid for 5 years)

##### Undergraduate Students

SAT  ACT

##### Graduate Students

GMAT  GRE

## SECTION 6

### A. Housing

Required for both Undergraduate Pathway students and Academic English students intending to progress to an Undergraduate Pathway program

Undergraduate Pathway students and Academic English students intending to progress to an Undergraduate Pathway are required to live in on-campus housing during their first academic year. The first-year housing requirement is based on your first term at USF and would extend through the end of that academic year.

Term Start	Required
Fall Start	Fall, Spring
Spring Start	Spring
Summer Start	Summer, Fall, Spring

Undergraduate applicants who do not indicate a preference will be automatically assigned Premium suite style accommodations.

Please select one option:

- Apartments style
- Premium suite style
- Suite style (closed in summer)

Housing options for: Graduate Pathway applicants and English language students who do not intend to progress to Undergraduate Pathway.

If a housing option is not selected one will not be assigned.

Housing preference (based on availability)

- Apartment style
- Premium suite style
- Suite style (closed in summer)
- I do not require any accommodations

How long would you like housing:

Semesters 1  2

For General English: How many 4-week sessions? \_\_\_\_\_

### B. Student Services

#### Meal Plan Memberships

Please note that your housing selection will include a meal plan. See page 75 for details. If you are not living in on-campus housing, you will have the option to purchase a meal plan when you arrive.

#### Airport Pick-up

Complimentary transportation from Tampa International Airport will be provided to all students admitted to INTO USF programs. Students will be provided with detailed instructions on submitting arrival details at the time of confirmation.

#### Medical Insurance

The full cost of an INTO USF Student Health Insurance Plan will be added to the invoice unless proof of adequate alternative coverage, as approved by the Student Health Services, is attached. For further details visit: [www.intohigher.com/usf](http://www.intohigher.com/usf)

## SECTION 7

### Declarations: Required of all students

#### Disciplinary Action

Are you currently, or have you ever been, charged with or subject to disciplinary action for scholastic (such as plagiarism or cheating) or any other type of behavioral misconduct at any educational institution? You do not need to disclose academic dismissal, suspension or probation for poor grades.

Yes  No

#### Criminal Conviction

Have you ever been charged with a violation of the law, misdemeanor and/or felony (even if adjudication was withheld) that resulted in, or, if still pending could result in, probation, community service, restitution, a jail sentence or the revocation or suspension of your driver's license (you are not required to include traffic violations that only resulted in a fine)?

Yes  No

If your answer to any of the preceding is YES, details of any offenses should be included on a separate sheet. If your records have been expunged pursuant to applicable law, you are not required to answer YES to these questions. If you are unsure whether to answer "yes," we strongly suggest that you answer YES and fully disclose all incidents. By doing so, you can avoid any risk of disciplinary action or revocation of your offer of admission.

#### Terms and Conditions

By selecting this box I state that I have read and understood the INTO USF brochure and agree to abide by the Terms and Conditions on pages 87 and 88.

#### Payment of Fees

By selecting this box I agree to pay all tuition and accommodation fees incurred by the student as they become due.

#### Submission of Information

I certify that the information given in this application is complete and accurate, and I understand that to make false or fraudulent statements within this application may result in disciplinary action, denial of admission and invalidation of credits or degrees earned. If admitted, I hereby agree to abide by the policies of the Florida Board of Education and the rules and regulations of the institution. Should any of the information I have given change prior to my enrollment at the institution, I shall immediately notify INTO USF.

#### Authorization for Release of Information

By selecting this box, I agree that USF and INTO University of South Florida (to the extent it may be covered by FERPA) may release my student record as necessary to facilitate admissions, enrollment and continued progress through any academic program at USF or INTO USF. This authorization specifically permits the sharing of information between USF and INTO USF, or to any other entity directly responsible for my recruitment or continued participation in the INTO USF program.

#### Student signature

SIGNED \_\_\_\_\_

Date \_\_\_\_/\_\_\_\_/\_\_\_\_ mm/dd/yyyy

(Student)

Student's name \_\_\_\_\_

(Please print)

#### Students under 18

All students under the age of 18 must have all applications and contracts signed by a parent/guardian or sponsor.

SIGNED \_\_\_\_\_

Date \_\_\_\_/\_\_\_\_/\_\_\_\_ mm/dd/yyyy

(Parent/Guardian/Sponsor – if student is under 18)

Parent/Guardian/Sponsor name \_\_\_\_\_

(Please print)

# HIGHER EDUCATION

## THE SEMESTER SYSTEM AT USF

USF is one of many U.S. universities that uses the Semester System.

Each year there are two semesters (Fall and Spring) and a third optional semester (Summer).

The fall and spring semesters are 16 weeks long, and the summer semester is shorter.

THE SEMESTER SYSTEM			
	UNDERGRADUATE (BACHELOR'S)	GRADUATE (MASTER'S)	GRADUATE (DOCTORAL)
CREDIT HOURS FOR DEGREE	120+ credit hours	30+ credit hours	60+ credit hours
CREDIT HOURS PER SEMESTER	15 (12 for I-20)	12 (9 for I-20)	12 (9 for I-20)
START DATES	Fall, spring, summer	Fall, spring*, summer*	Fall, spring*, summer*
TYPICAL LENGTH OF DEGREE	4-5 years	1-3 years	3-5 years

\* Only certain graduate degree programs have spring and summer intakes.

## GRADING SYSTEM

LETTER GRADE	GRADE POINT	PERCENTAGE
A+	4.0	97 - 100%
A	4.0	93 - 96%
A-	3.7	90 - 92%
B+	3.3	87 - 89%
B	3.0	83 - 86%
B-	2.7	80 - 82%
C+	2.3	77 - 79%
C	2.0	73 - 76%
C-	1.7	70 - 72%
D+	1.3	67 - 69%
D	1.0	63 - 66%
D-	0.67	60 - 62%
F	0.0	0 - 59%

## HOW ARE STUDENTS ASSESSED?

Assessment in a typical U.S. university class is based on a combination of discussions and class participation, writing assignments, exams and a project presentation. A student's grade might be based on the following assignments and grade points in any given class:

ASSIGNMENT	PERCENTAGE OF GRADE	DESCRIPTION
WRITING ASSIGNMENTS	10%	There are four writing assignments. Writing assignments will consist of a 400-700 word essay discussing the topics assigned.
IN-CLASS WRITINGS*	10%	There are four in-class writing assignments throughout the term. These will be assigned at the instructor's discretion and are not "scheduled" assignments.
TEAM DISCUSSION AND CLASS PARTICIPATION*	20%	Throughout the term, there will be in-class discussions on various topics. Students will be assigned to teams consisting of four people who will work together during the entire course. The questions will be answered as a team.
MIDTERM EXAM	20%	There are a total of two exams covering key material from the course. The exams will consist of multiple-choice and short answer questions, and will be completed in class.
FINAL EXAM	20%	
FINAL TEAM PROJECT	20%	Each team will be responsible for completing a final research project and 15-minute class presentation.
TOTAL	100%	

This is a sample class assessment and will vary depending on course content, instructor and class size.

\*The in-class writings and discussion times cannot be made up; attendance is expected. When students miss a class, it is their responsibility to get the notes from another student.

## BACHELOR'S PROGRAMS

A bachelor's degree is a four or five year degree awarded by colleges or universities, including Bachelor of Arts (BA), Bachelor of Science (BS) and Bachelor of Fine Arts (BFA).

To receive a bachelor's degree, students must:

- Complete 120 credit hours in order to graduate. With an average course load of 15 credit hours each semester, this means that a student can complete a bachelor's degree in four years of full-time study.
- Complete a sequence of courses within a major field of study, called "major requirements" also known as "upper level."
- Complete a sequence of courses outside your major field of study, called "general education requirements" also known as "lower level."
- Some majors have additional requirements, such as a thesis written during the final year of study or a final research project.

## MASTER'S PROGRAMS

The master's degree usually takes one to three years of full-time study. There are two main types of master's degree programs: professional master's degrees and research master's degrees.

Professional master's degrees provide a specific set of skills needed to practice a particular profession and generally lead directly to employment. The MBA (Master of Business Administration), The MEng (Master of Engineering) and MEd (Master of Education) degrees are three examples.

Research master's degrees are generally part of the progression to a PhD program. They provide experience in research and scholarship and may involve writing a thesis or taking a comprehensive examination. Examples of research master's degree programs are the Master of Arts (MA) and the Master of Science (MS) degrees.

## PHD PROGRAMS

PhD programs train research scholars in a particular field and typically require both coursework and a major research project. It usually takes three to five years of full-time study to earn a PhD. Some doctoral programs include a master's degree program, with students beginning directly after they complete their bachelor's degree.

The first two years of a PhD program involve classes and seminars to give the student a comprehensive knowledge of an academic field. Students then take written and/or oral examinations to test their knowledge. Successful completion of the exams and approval of a research project leads to "candidacy." The research project involves original research and, depending on the field, should take one to three years to complete. Faculty members guide and evaluate the project, but the student carries out the research independently.

# AFFIDAVIT OF SUPPORT



I, \_\_\_\_\_ hereby certify that I am willing  
 (Print name of family member/personal sponsor)

and able to provide the amount of \$ \_\_\_\_\_ in U.S. dollars to meet the expenses incurred  
 by \_\_\_\_\_  
 (Print student's full name)

during the length of the student's study to which their application pertains.

My relationship to the student is that of: \_\_\_\_\_. I have authorized the release of my supporting financial documents to verify that the promised financial resources are available to me. I affirm that I know and understand the contents of this affidavit signed by me and that the statements are true and correct.

**REQUIRED:**

Signature of family member/personal sponsor: \_\_\_\_\_ Date: \_\_\_\_\_

**Declaration of Finances**

U.S. immigration law requires the University to verify that any student seeking an F-1 Visa has sufficient funds to finance their studies for the duration of their program.

If it is determined that you are admissible to INTO University of South Florida, we will provide you with an I-20 (F-1) certificate of eligibility document only after you submit satisfactory evidence that you have adequate funds for your proposed program of study. Acceptable financial documents must not have been issued more than six (6) months before the date you intend to enroll at INTO University of South Florida and must accompany this form.

**Additional Support Needed for Dependents**

If you have a spouse or children that will accompany you to the United States, you must include a minimum of an additional \$5,000 per year for your spouse and \$5,000 per year for each additional dependent. Please note that this estimate for dependents is the minimum amount you must show. If purchasing insurance in the U.S. for dependents, actual costs for your dependents will likely increase.

**CERTIFICATION OF FINANCIAL SUPPORT**

**Example Sources of Funding and Required Documentation**  
 All amounts must be in United States currency or show applicable conversion rate.

SOURCE OF FUNDING	REQUIRED DOCUMENTATION
Personal bank statement (checking/savings)	Certified bank letter/bank statement
Parent(s)/sponsor(s)	Affidavit of Support (attached) <b>and</b> certified bank letter/bank statement
Government agency (home country)	Letter of award
Graduate assistantship/fellowship	Letter of award (copy)

**ESTIMATED COSTS OF ATTENDANCE FOR THE 2015-16 ACADEMIC YEAR - MINIMUMS NEEDED FOR IMMIGRATION (I-20 PURPOSES)**

COST DESCRIPTION	GENERAL ENGLISH (4 WEEKS)	ACADEMIC ENGLISH (9 MONTHS)	UNDERGRADUATE PATHWAYS (9 MONTHS)	GRADUATE PATHWAYS (9 MONTHS)
Tuition and Fees	\$1,920	\$13,460	\$24,000	\$28,180
Housing and Meals	\$1,700	\$10,600	\$10,600	\$10,600
Books	\$150	\$500	\$1,000	\$1,000
Health Insurance	\$175	\$2,100	\$2,100	\$2,100
Other	\$500	\$4,100	\$4,100	\$4,100
<b>Total</b>	<b>\$4,445</b>	<b>\$30,760</b>	<b>\$41,800</b>	<b>\$45,980</b>

# NOTE-A-BULLS (USF ALUMNI)

With more than 280,000 alumni, USF student success can be found all over the world in 117 countries. From running major business enterprises to governmental careers, USF alumni are global leaders across the board. They have won distinguished awards such as the Pulitzer Prize and have had prosperous careers in the sport and entertainment fields. Of the more than 114,000 members of the USF Alumni Association, 76% earn \$50,000 or more and 32% earn \$100,000 or more each year.

VISIT > [www.usfalumni.org](http://www.usfalumni.org)



Some of our INTO USF undergraduate students have graduated in less than four years and with honors!



International students are able to wear individual sashes during the commencement ceremony to represent their home country.

**ROBERT STACKHOUSE**  
('65, B.A., ART),  
INTERNATIONALLY  
RENOWNED ARTIST

**MICHAEL COOMBS**  
('95, MBA),  
CEO OF COCA COLA  
JAPAN



**ERIC BOST**  
('85, M.A., SPECIAL  
EDUCATION),  
FORMER U.S.  
AMBASSADOR TO  
SOUTH AFRICA

**EDDIE CARPENTER**  
('70, B.A., ACCOUNTING),  
PRESIDENT OF  
DISNEYLAND  
INTERNATIONAL AND  
CFO OF WALT DISNEY  
ATTRACTIONS



**ROBERT B. CARTER**  
('90, MBA),  
EXECUTIVE VICE  
PRESIDENT AND  
CHIEF INFORMATION  
OFFICER FOR THE FEDEX  
CORPORATION



**GEORGE REYES**  
('76, B.A., ACCOUNTING),  
FORMER CFO OF  
GOOGLE AND A  
DIRECTOR OF BEA  
SYSTEMS, SYMANTEC  
AND LIFELOCK

**RICHARD GIL  
KERLIKOWSKE**  
('78, B.A. & '85, M.S.,  
CRIMINAL JUSTICE),  
DIRECTOR OF THE US  
OFFICE OF NATIONAL  
DRUG CONTROL  
POLICY



**DERRICK WARREN**  
('96, EXECUTIVE MBA),  
VP OF IBM'S  
STRATEGIC  
OUTSOURCING  
SALES FOR GLOBAL  
TECHNOLOGY  
SERVICES

# TERMS AND CONDITIONS 1 OF 2

## 1. Application of the Terms and Conditions

- These are terms and conditions of the agreement between University of South Florida (the University), INTO USF and the student that are effective upon the payment of a deposit and/or acceptance of an offer of admission by, or on behalf of, the student. These terms and conditions supersede any promises, representations and warranties, whether written or oral, made by or on behalf of the student, INTO USF and/or the University. The University and/or INTO USF reserve the right to amend the terms and conditions as needed. In such circumstances, the University and/or INTO USF will provide the student with a revised set of terms and conditions upon request.
- As such students should read these terms and conditions very carefully before signing and submitting their application for admission to INTO USF.
- INTO USF student's registration and student legal status will be subject to all federal and state laws and all students are responsible for knowing and abiding by all University and/or INTO USF Policies, Regulations and Student Code of Conduct. All students are bound by the regulations, policies and procedures of the University and/or INTO USF as amended from time to time. These can be found at [www.usf.edu](http://www.usf.edu). The University and/or INTO USF may assign or sub-contract in whole or part some or all of the benefit and/or burden of this agreement without any approval from the student.
- The admitted study plan (study plan) refers to the entire study plan submitted at the time of application. If the student has made multiple selections (General English, Academic English and Pathway), and has received an I-20 based on those selections, the Study Plan includes multiple programs and is the entire period of time needed to complete all selections.
- Program (program) refers to individual courses of study. Programs offered by INTO USF include: General English (GE), Academic English (AE), Study Abroad with English (SAWE), College Year Abroad (CYA) and Pathway (PW).

## 2. Changes to these Terms and Conditions

- The University reserves the right to amend the terms and conditions as needed. In such circumstances, the University will provide the student with a revised set of terms and conditions upon request.

## 3. Application, Admissions, Program Offer and Deposit

- Students should complete their application and submit it to the University of South Florida's INTO USF Admissions office, [INTOAdmissions@usf.edu](mailto:INTOAdmissions@usf.edu).
- If the student is admitted, INTO USF will issue a written offer. As described in the offer letter, in order to accept the offer, the student must sign the acceptance letter and remit a deposit payment. At the point the deposit is paid and/or the signed acceptance letter is returned, the student indicated his/her acceptance of these terms and conditions.
- The deposit payment ensures the student's enrollment and/or confirms a housing reservation and insurance. The deposit is only refundable in the event that a student is unable to meet visa entry requirements, subject to the receipt of an official visa rejection letter by the published start date of the study plan.
- Where a student has selected more than one program as part of their study plan, the higher deposit amount will be required.
- If a student enters the United States on an I-20 based with the Pathway program as the ultimate study goal, the student will be bound by Pathway program terms and conditions.
- Students are required to pay the following deposit(s) to ensure their enrollment in a program of study and/or confirm a housing reservation.
  - \$1,000 General English / College Year Abroad tuition
  - \$1,000 for General English housing
  - \$2,000 Academic English / Pathway / Study Abroad with English tuition
  - \$2,000 all other housing

## 4. Confirmation and Full Payment

- Following the deposit payment, the remaining outstanding balance must be paid four (4) weeks prior to the published start date of the student's study plan. Any variation to standard payment terms must be made in advance and agreed to in writing. Full payment must be made prior to registration.
- If a student is applying for a scholarship from a government sponsor, the student will be required to either (i) pay in full, or (ii) provide a letter of financial guarantee from the sponsor by the end of the first week of classes/the term for GE/CYA programs, and by the end of the third week of classes/the term for AE/SAWE/PW programs. An official letter of financial guarantee must specify that the guarantee covers the entire term. Sponsors will be invoiced for their portion of fees, and the student will be refunded any credit balance remaining on his/her account after payment has been received from the sponsor. Students who wish to have their USF health insurance waived due to sponsor provided coverage must comply with USF Student Health Services waiver requirements.
- Finalization of confirmation by INTO USF: Upon INTO USF's receipt of signed acceptance form and paid deposit, you will receive a confirmation letter indicating your enrollment, I-20 if applicable, invoice for the remaining balance due and Pre-Departure Guide. You will also receive confirmation of accommodation and meal plan details. You should provide your flight details as outlined in the Pre-Departure Guide.

## 5. Overdue Payment

- In cases of overdue payment, the University reserves the right to suspend or cancel enrollment for students who do not have a pre-agreed arrangement with the University in writing for late payment, and to charge interest on the outstanding balance. Interest will be charged at the rate of 2% per month (24% APR).

## 6. Health Insurance

- The University requires non-resident international students to be covered by health insurance which meets the U.S. Government's visa requirements, State of Florida and University of South Florida requirements. Additional information about required coverage is available from INTO University of South Florida or can be accessed at: <http://generalcounsel.usf.edu/regulations/pdfs/regulation-usf6.0162.pdf>.
  - Students who have health insurance coverage that meets or exceeds the required coverage may request a waiver by completing the process through the INTO USF Student Insurance area. Alternative health plans must meet or exceed coverage outlined by the INTO USF Student Health Plan ([www.intohigher.com/usf](http://www.intohigher.com/usf)), and an approved waiver must be issued by University of South Florida Student Health Services.
  - Students unable to provide evidence of adequate coverage at the time of their application are required to purchase the INTO USF Student Health Plan coverage as a condition of enrollment.
  - All students must provide proof of immunity to measles, mumps and rubella. Florida law requires international students attending Florida Universities to provide official documentation of their measles and rubella vaccinations prior to attending classes. If your first dose of measles vaccine was received less than 30 days before the start of classes, you will have 30 days to receive and provide documentation of your second dose of measles vaccine. All students residing in on-campus housing must present proof of vaccination against meningococcal meningitis and proof of vaccination against hepatitis B or sign a declination of hepatitis B proof. If the proof of these vaccines has not been provided, the student will be required to obtain them prior to attending class or moving into on campus housing. The vaccines for each of these are available at Student Health Services and must be obtained immediately upon arrival on campus. Additionally, the University of South Florida requires all international students and U.S. born students residing at an address outside the United States at the time of application to be screened for tuberculosis (TB) prior\* to entering the University system. Prior to attending any class or residing in on-campus housing, students must present documentation confirming that either a Tuberculin Skin Test (TST), Quantiferon Gold Test (QFT) or T Spot Test has been performed and results show no evidence of active TB. For further details on this policy please refer to the Student Health Services website: [www.shs.usf.edu](http://www.shs.usf.edu) or contact our Health and Wellness Specialist at: [INTOimmunizations@usf.edu](mailto:INTOimmunizations@usf.edu).
 

\* Since the TST requires 48 hours to show a result it is imperative that students get this done before arrival in the United States as they will NOT be allowed in class or in on campus housing without it.

## 7. Cancellation, Change, Withdrawal and Transfer Policies

### 7.1 Cancellation

- If visa entry requirements have been met, the following cancellation charges apply:
  - There will be no refund for students who cancel or withdraw from any INTO USF program after the published start date.
  - Cancelling a program prior to the published start date will result in the following cancellation fees:
    - For GE, CYA: \$1,000 cancellation fee
    - For AE, PW, SAWE: \$2,000 cancellation fee
- Students who are suspended or dismissed from INTO will be charged cancellation fees and will not receive a refund for money paid for tuition or other University charges.
- Cancellation of a program or study plan by the student includes cancellation of the INTO USF Student Health Insurance Plan if the student does not remain at the University. A \$50 cancellation fee will be assessed.

### 7.2 Change

- Students making a change to their study plan will be charged a \$250 administrative fee.
- Students currently enrolled in a Pathway program will not receive a refund if making a program change.
- All change requests must be received prior to the published program start date.

### 7.3 Withdrawal

- There will be no refund for students who cancel or withdraw from any INTO program after the published start date.
- If the student does not meet the conditions of the offer letter and the offer of admission is withdrawn, no cancellation fees will be payable by the student provided that the student informs INTO in writing and sends evidence that the conditions have not been met. This information must be received no later than four (4) weeks before the program start date.

## 7.4 Transfer to Another Institution

- If the student enters the United States on the I-20 for an INTO USF program and immediately requests a transfer to another program, school, college or university, no refunds will be given for the duration of the student's first semester/session. Any further programs or registration can be cancelled with full cancellation fees attached.

## 7.5 Transfer to INTO Partner School

- If a student is in a GE, CYA, SAWE or AE program and transfers to an INTO partner school, any INTO tuition fees will transfer if the request is made prior to the published start date for the originating INTO program.
- If the transfer request is made after the originating programs published start date, there will be no transfer of tuition for the currently enrolled term/session, but the remaining tuition paid will be transferred to the future INTO partner school.
- If a student has agreed to attend an INTO Pathway program, and has begun the program, there will be no transfer of any fees.

## 8. Accommodations

- On application, students are invited to select their preferred accommodations. The University agrees to make every reasonable effort to provide the accommodation as requested. If unable to do so, the University reserves the right to provide an alternative type of accommodation, which will be charged at the published rate as set out on the Fees page at the end of this brochure. Accommodations are confirmed when full fees are paid.
- All students living in on-campus accommodation while enrolled in INTO USF programs are required to have a dining plan.
- Students in INTO USF Undergraduate Pathways and Academic English students intending to progress to an Undergraduate Pathway program must meet on-campus housing requirements as follows based on when you begin your first term with INTO USF:
  - Summer: Summer, Fall and Spring
  - Fall: Fall and Spring
  - Spring: Spring

Students living in University accommodations are required to abide by the Terms and Conditions of the Housing and Dining Contracts, as well as the Student Policy and Information Guide. Students are expected to leave their housing assignment on the day after their final INTO program session.

### 8.1 Accommodation Changes, Cancellation or Exemption

- If a student has specified his/her intent to stay in University housing, a housing deposit must be made and the student will be responsible for housing charges for the entire term specified in his/her application form. Cancelling accommodations after payment of the INTO housing deposit will result in the following cancellation fees:

For students who cancel their on-campus housing at least four (4) weeks prior to the published start date of their program or study plan, the cancellation fee will be the deposit.

For students who do not cancel their on-campus housing at least four (4) weeks prior to the published start date of their program or study plan, the cancellation fee will be the greater of the housing deposit or the established individual daily room rate for the remainder of the housing contract. Undergraduate Pathway students who cancel their housing prior to fulfillment of the Undergraduate Pathway Housing Requirement will not receive any housing refund.

- Students in INTO USF Undergraduate Pathways and Academic English students intending to progress to an Undergraduate Pathway program are required to live in University housing unless an exemption is requested and approved by USF housing PRIOR to arrival. The possible exemption criteria are limited and can be found on the USF Housing and Residential Education webpage here: <http://www.housing.usf.edu/apply/first/>.
  - Housing exemption requests must be submitted at least 8 weeks prior to the published start date. Exemption requests received after the 8-week deadline will not be accepted.
  - Students who arrive without an approved exemption will be responsible for ALL housing and dining fees outlined on the offer letter and/or in these terms and conditions.
  - Students who are dismissed or suspended from their program, the University or University housing will be charged cancellation fees as outlined in these terms and conditions.
  - Students who fail to arrive without notifying INTO will not receive a housing refund.
  - In all cancellation scenarios, any meal plan overages will be charged to the student, in addition to any applicable cancellation fees.
- At the University's or INTO USF's discretion, cancellation fees may be waived based on a student's petition for the following reasons:
    - The Resident completes his/her entire study plan.
    - The Resident suffers significant and/or unforeseeable financial hardships outside the Resident's reasonable control.
    - The Resident has an unforeseen and documented medical reason, which requires the Resident to live off campus.
    - The Resident is unable to meet visa entry requirements, subject to the receipt of an official visa rejection letter.
    - If a waiver or cancellation has been requested and approved, charges will not be finalized until the Resident vacates Housing. Additional charges may be incurred by the student if the facility has not been properly cleaned or there is lost/damaged property.

# TERMS AND CONDITIONS 2 OF 2

## 9. Student Conduct

- Students are required to observe the policies, rules, and requirements of University of South Florida, as well as laws of municipalities and counties, the State of Florida, and the United States of America.
- Students are subject to the standards of conduct as described by University rules and policies, as amended from time-to-time. Pathways students can find the University Student Code of Conduct at [www.generalcounsel.usf.edu/regulations/pdfs/regulation-usf6.0021.pdf](http://www.generalcounsel.usf.edu/regulations/pdfs/regulation-usf6.0021.pdf).
- Academic English and General English students can find information regarding student conduct in the Student Handbook at the following website: [www.elp.usf.edu](http://www.elp.usf.edu).
- Failure to abide by conduct regulations and relevant laws may lead to suspension from the University and/or from INTO USF. Students who are placed on suspension or released due to the breaking of the student code are subject to cancellation fees, including any applicable housing, dining, and insurance cancellation fees, as described in these terms and conditions.

## 10. Appeals

- Students may challenge decisions through established procedures for appeals and grievances. Information on appeal procedures is available in the Student Code of Conduct and in the Student Handbook as amended from time to time.

## 11. Late Arrivals

- All students are expected to arrive at least one day before the scheduled start date and start their study plan on the scheduled start date. All late arrivals must be approved in advance and will be considered on a case-by-case basis. No deposits, tuition, accommodation costs, or other fees will be refunded for late arrivals (late arrival fees may apply). Any revision of the study plan will most likely involve additional time and expenditure with regard to tuition and accommodation fees. NOTE: there are strict deadlines for program entrance. An unapproved late arrival may result in the student being unable to attend classes for the term, and may also require that the student return to his/her country until the next available term.

## 12. Late Registration

- All students who register on or after the first day of classes for the term and who do not have prior approval to register late will be assessed a \$250 late registration fee. Students enrolled in the Pathway program may be assessed a University of South Florida late fees as well.

## 13. Airport Pick-Ups

- Requests for airport pick-up should be made at least 72 hours in advance. INTO USF cannot guarantee a reservation request made less than 72 hours in advance, however, staff will make every attempt to accommodate late requests.
- In the event that a flight is cancelled or delayed, students must call the emergency telephone number published in the Pre-Departure Guide to inform INTO USF's Arrival and Housing staff of the new arrival time.

## 14. Notification of Refund

- Refund payments will be refunded to the original account using the original payment method. On a case by case basis, it will be determined if any refunds can be returned to the individual student.

## 15. Deferral of Program Start Date

- All requests to defer a program must be received prior to the published program start date. Students who submit deferral requests after the published program start date will be assessed program cancellation penalties. Students may make two (2) requests to defer the program start date without penalty. Any additional deferral requests will be charged a \$300 change of program fee. An express mail fee will be charged every time express mail is used to send program documents.

## 16. Academic Criteria

- Students are accepted into their study plan with the strict understanding that progression through the study plan and successful completion of any program are conditional upon satisfactory attendance and successful attainment of specified progression grades. During the International Student Orientation, all students will be made aware of the criteria for successful completion of the courses in their study plan. The assessment of student performance is the responsibility of the course instructor.
- Currently enrolled students in any INTO USF ESL program (GE, CYA, AE, SAWE Part I) who receive a qualifying English language proficiency score to enter an INTO USF Pathway program of study must also meet the following requirements to progress:
  - Complete the current term in Good Attendance Standing (absences do not exceed the program limit).
  - Complete the current term in Good Academic Standing (overall grade average of 75% in AE and overall average of "Satisfactory" in GE).
- Students who do not meet the criteria for successful completion will not be allowed to proceed with their original study plan. Students may be offered advice on suitable alternative study options, which may include retaking courses, changing their study plan, or transferring to another institution. An alternative study plan may involve additional time and expenditure with regard to tuition and accommodation fees.

- Many students find it difficult to complete all requirements for an undergraduate degree in just four (4) years of study (attending only two [2] semesters per year). They typically need to enroll in one (1) or more summer semesters to stay on track to graduate in four (4) years.

## 16.1 Academic Standing

- Pathways students who fail to follow the academic policies are subject to discipline as outlined in the Undergraduate or Graduate Catalog here: [www.usf.edu/academics/undergraduate-graduate-studies.aspx](http://www.usf.edu/academics/undergraduate-graduate-studies.aspx).
- Academic English and General English students who fail to follow the academic policies are subject to discipline as outlined in the Academic Policies section in the USF English Language Program Students Handbook. The handbook can be found at: [www.elp.usf.edu](http://www.elp.usf.edu).

## 16.2 Academic Attendance

- Students who fail to follow the INTO USF attendance policies are subject to discipline as outlined in the Academic Policies section in the USF English Language Program Students Handbook. The handbook can be found at: [www.usf.edu/intousf/elp](http://www.usf.edu/intousf/elp).

## 16.3 Vacation Terms

- Students are required to apply for vacation terms in advance and are subject to meeting all academic and immigration criteria of the program to be eligible. Some programs are not eligible for vacation terms.
- GE Students are not eligible for a vacation term. Undergraduate Standard Pathway students starting their program in the spring are not eligible for summer vacation.
- Students who apply for and are approved for a vacation term will be charged a \$250 program change fee.

## 16.4 Duration of Pathway Programs

- Pathway programs are designed to be completed in one (1) or two (2) consecutive semesters depending on the program type. Pathway study can be extended beyond that subject to the student meeting required academic criteria to be assessed on a case-by-case basis.

## 16.5 University Progression

- Students who meet all progression requirements for an Undergraduate Pathway or Graduate Pathway program and who meet University of South Florida admission requirements for their chosen degree, will be permitted to progress to the appropriate degree program.

## 16.6 English Language and Academic Class Times and Sizes

- For all English language programs, classes will normally be held Monday through Friday. Average class size is normally sixteen (16) students. Classes are typically held any time between 8:00 a.m. and 8:00 p.m.
- For academic programs, classes will normally be held Monday through Friday. Lessons will typically take place in the form of classes, seminars and workshops. Class sizes will vary, depending on the learning format (i.e., lecture, seminar, and lab practical).

## 17. Program Admissions Criteria

- Students are accepted in good faith into both English language and academic programs on the basis of the certification they provide to meet the admissions criteria. If, however, the results from the tests and assessment procedures upon arrival provide clear evidence that a student's actual level of English language or academic proficiency is significantly different than the one claimed and is lower than the one required for their designated program, then the student will be formally advised of the results and of applicable options. Students need to be aware that if an alternative study plan is advised, there may be a significant change in study time and expenditure with regard to tuition and accommodation fees.
- A student, either individually or through his/her representative, who has submitted any documentation or certification to meet the admissions criteria which is later found to have been falsified may be subject to immediate dismissal from the University.

## 18. Students Who Are Under 18

- Students must be 17 years of age on the published start date for all Pathway programs and 17 years of age for the English Language programs. For students under 18 years of age, a parent or guardian will be required to complete a medical information form, and a release of liability form. These forms will be sent to parents and the student at the time of application. No student will be allowed to enroll without these forms having been completed, signed and returned prior to the start of the program.

## 19. Student Information

- It is mandatory for students to sign a release authorizing INTO USF to share information about the student with designated officials of the school, parents, guardians, sponsors and regional staff. It is part of the unique nature of the INTO USF program that our center provides constant feedback about academic performance and financial issues to individuals involved in the student's success. Students agree in writing that their records and achievements may be used for promotional purposes without notification and such consent will remain in effect until formally withdrawn in writing. The University and/or INTO USF is obliged to report visa status, attendance records and U.S. contact details to relevant U.S. government bodies in accordance with United States Customs and Immigration Service and the Department of State regulations and the Student Exchange and Visitors Program requirements. FERPA regulations can be superseded by immigration requirements.

Furthermore the student agrees to the following:

- The student has been advised of all the educational options at INTO University of South Florida and University of South Florida and has chosen to participate in the programs listed in this application.
- The student understands that this application is for admission to a Florida institution and is valid only for the term indicated.
- The student also understands and agrees that he/she will be bound by the institution's regulations concerning application deadline dates and admission requirements.
- Student further agrees to the release of any transcript, student record, and test scores to the institution(s) to which the student has applied including any SAT-1, SAT-II, and ACT score report that this institution may request from the College Board or ACT.
- Student certifies that the information given in this application is complete and accurate, and understands that to make false or fraudulent statements within this application or residence statement may result in disciplinary action, denial of admission and invalidation of credits or degrees earned.
- If admitted, student hereby agrees to abide by the policies of the Florida Board of Trustees and the rules and regulations of the institution.
- Should any of the information given change prior to student's enrollment at the institution, student shall immediately notify the INTO USF Office of Admissions.

## 20. Holidays

- The University is closed during most recognized U.S. holidays and for seasonal breaks, which may result in days off during a student's semester/session. Term dates are published in this brochure, and are based on knowledge of each program's start and end dates at the time of publication. Consult [www.usf.edu](http://www.usf.edu) for closure dates.

## 21. Liability

- Neither INTO USF, the University nor their respective staff and/or representatives will be liable for any loss, damage, or injury to persons and/or property, except where the liability is specified by Florida law. Neither INTO USF, the University, nor their staff or representatives will be liable in the event that, for any reason, they are not able to supply a service due to circumstances beyond their control.

## 22. Prices

- The prices stated in this brochure are subject to change without notice.

## 23. Disclaimer

- INTO USF has taken great care in compiling the information contained in this brochure, which we believe to be accurate at the time of printing. However, the provision of programs, facilities and other arrangements described in the prospectus are regularly reviewed and may be subject to change without notice.

## 24. Equal Opportunities and Diversity

- University of South Florida, as a community of scholars, is committed to the elimination of discrimination and the provision of equal opportunity in education and employment. In compliance with state and federal laws and regulations, we do not discriminate on the basis of age, color, disability, gender identity or expression, marital status, national origin, race, religion, sex, sexual orientation, or veteran's status in any of our policies, procedures, or practices. This non-discrimination policy covers admission and access to, and treatment and employment in, all programs and activities, including, but not limited to, academic admissions, financial aid, educational services and employment.

## 25. Severability

- If any provision of these terms and conditions is held to be invalid, illegal, void, or unenforceable, then such provision shall be modified by the proper court or other authority to the extent necessary and possible to make such provision enforceable, and such modified provision and all other provisions of these terms and conditions shall be given effect separately from the provision or portion thereof determined to be invalid, illegal, void or unenforceable and shall not be affected thereby.

## 26. Governing Law and Jurisdiction

- These terms and conditions shall be governed by and construed in accordance with the domestic laws of the State of Florida, United States, without giving effect to any choice or conflict of law provision or rule that would cause the application of the laws of any other jurisdiction. Each of the parties submits to the jurisdiction of any state court sitting in Hillsborough County, Florida in any action or proceeding arising out of or relating to these terms and conditions, and agrees that all claims in respect of the action or proceeding may be heard and determined in any such court. Each party also agrees not to bring any action or proceeding arising out of or relating to these terms and conditions in any other court. Each of the parties waives any defense of inconvenient forum to the maintenance of any action or proceeding so brought, and waives any bond, surety, or other security that might be required of any other party with respect thereto.



# UNIVERSITY OF SOUTH FLORIDA

## DATES, TUITION AND FEES 2015-16

RATES ARE AN ESTIMATE AND SUBJECT TO CHANGE. ALL PRICES IN U.S. DOLLARS.

BY ACADEMIC YEAR There are two semesters per academic year (Fall, Spring), each about 16 weeks and a shorter summer semester of about 12 weeks.

### USF TUITION AND FEES

The following prices are based on 2014-15 Cost of Attendance values and are subject to change\*

	TUITION & FEES	HOUSING & MEALS	BOOKS	HEALTH INSURANCE	OTHER	TOTAL
<b>Undergraduate Direct Entry</b> (30 credits - 15 credits/semester)	\$18,112	\$9,878	\$1,000	\$2,396	\$4,100	\$35,486
<b>Graduate Direct Entry</b> (24 credits - 12 credits/semester)	\$22,105	\$11,466	\$1,000	\$2,396	\$4,100	\$41,067

For the most current information about USF tuition and fees visit: [global.usf.edu/is/pro-admission\\_cost.php](http://global.usf.edu/is/pro-admission_cost.php)

\* Costs for USF direct admission are based on a 5% estimated increase from the published 2014-15 estimated costs of attendance. These are based on 30 credit hours for undergraduate, and 24 credit hours for graduate.

### START DATES FOR USF DEGREE PROGRAMS

SEMESTER	FIRST DAY OF CLASSES	UNDERGRADUATE APPLICATION DEADLINE	GRADUATE APPLICATION DEADLINE	APPLICATION FEE
<b>Fall 2015</b>	Aug 24, 2015	Jun 1, 2015	May 1, 2015	\$30
<b>Spring 2016</b>	Jan 11, 2016	Oct 1, 2015	Sep 15, 2015	\$30
<b>Summer 2016</b>	May 16, 2016	Mar 1, 2016	Jan 15, 2016	\$30

## SCHOLARSHIPS

### UNDERGRADUATE INTERNATIONAL SCHOLARSHIPS

SCHOLARSHIP	AWARD/BENEFITS	GPA & TEST SCORES	IB SCORE
<b>USF IB World Scholars Award and USF Green &amp; Gold Presidential Award</b>	\$51,600 (up to \$15,000 per year)* \$390 per credit	N/A	39+
<b>USF Green &amp; Gold Presidential Award (Freshmen only)</b>	\$39,600 (up to \$12,000 per year)* \$300 per credit	4.0+ GPA (or its equivalent) and 1300+ SAT (Critical Reading & Math only) or 2000+ SAT (Critical Reading, Math & Writing) or 29+ ACT	37-38
<b>USF Green &amp; Gold Directors Award (Freshmen only)</b>	\$26,400 (up to \$8,000 per year)* \$200 per credit	3.8+ GPA (or its equivalent) and 1210+ SAT (Critical Reading & Math only) or 1800+ SAT (Critical Reading, Math & Writing) or 27+ ACT	35-36
<b>USF Green &amp; Gold Scholars Award (Freshmen only)</b>	\$13,200 (up to \$4,000 per year)* \$100 per credit	3.6+ GPA (or its equivalent) and 1130+ SAT (Critical Reading & Math only) or 1680+ SAT (Critical Reading, Math & Writing) or 25+ ACT	33-34
<b>USF International Student Scholarship (Freshmen only)</b>	\$2,000 (\$500 per year)*	3.5+ GPA (or its equivalent) and 1050+ SAT (Critical Reading & Math only) or 1550+ SAT (Critical Reading, Math & Writing) or 23+ ACT	N/A
<b>USF International Transfer Student Scholarship (Transfers only)</b>	\$1,000 (\$500 per year)*	Cumulative post-secondary GPA of 3.5 or higher with a minimum of 60 transferable credit hours	N/A

\* Scholarships are based on 2014-15 amounts and are subject to change

### GRADUATE SCHOLARSHIPS

International graduate students may qualify for a Graduate Research or Teaching Assistantship. Requests for assistantships should be made at the time of application for admission.

Please consult department websites for criteria and application deadlines. Additional scholarship and financial aid resources may be found at: [www.global.usf.edu/is/pro-students.php](http://www.global.usf.edu/is/pro-students.php)

## ESTIMATED COSTS

### USF AND INTO USF PROGRAMS 2015-16

RATES ARE AN ESTIMATE AND SUBJECT TO CHANGE. ALL PRICES IN U.S. DOLLARS.

Please visit [www.intohigher.com/usf/costs](http://www.intohigher.com/usf/costs) for more information.

### ESTIMATED COSTS OF ATTENDANCE FOR 2015-16

COST DESCRIPTION	TUITION & FEES	HOUSING & MEALS*	BOOKS	HEALTH INSURANCE	OTHER	TOTAL ESTIMATED COST OF ATTENDANCE
<b>Undergraduate Direct Admission (2 Semesters)**</b>	\$18,112	\$9,878	\$1,000	\$2,396	\$4,100	\$35,486
<b>Undergraduate Pathway (Standard - 2 Semesters)</b>	\$24,000	\$10,600	\$1,000	\$2,100	\$4,100	\$41,800
<b>Undergraduate Pathway (Accelerated - 1 Semester)</b>	\$13,800	\$5,300	\$500	\$875	\$2,050	\$22,525
<b>Graduate Direct Admission (2 Semesters)**</b>	\$22,105	\$11,466	\$1,000	\$2,396	\$4,100	\$41,067
<b>Graduate Pathway (Standard - 2 Semesters)</b>	\$28,180	\$10,600	\$1,000	\$2,100	\$4,100	\$45,980
<b>Graduate Pathway (Accelerated - 1 Semester)</b>	\$16,205	\$5,300	\$500	\$875	\$2,050	\$24,930
<b>Academic English (1 Semester)</b>	\$6,730	\$5,300	\$250	\$875	\$2,050	\$15,205
<b>Academic English (2 Semesters)</b>	\$13,460	\$10,600	\$500	\$1,575	\$4,100	\$30,235
<b>Academic English (3 Semesters)</b>	\$20,190	\$15,800	\$750	\$2,100	\$6,150	\$44,990
<b>General English (4 weeks)</b>	\$1,920	\$1,700	\$150	\$175	\$500	\$4,445
<b>College Year Abroad (24 weeks)</b>	\$10,200	\$10,200	\$900	\$1,225	\$3,000	\$25,525
<b>Study Abroad with English (Part 1 &amp; 2 - 2 semesters)</b>	\$18,730	\$10,600	\$1,000	\$1,575	\$4,100	\$36,005
<b>Study Abroad with English (Part 2 &amp; 3 - 2 semesters)</b>	\$24,000	\$10,600	\$1,000	\$1,750	\$4,100	\$41,450
<b>Study Abroad with English (Part 2 OR 3 - 1 semester)</b>	\$12,000	\$5,300	\$500	\$875	\$2,050	\$20,725

\* Housing and meal expenses for direct admission based on average estimates; housing and meal expenses for INTO programs based on actual expected costs. Cost may vary depending on the actual housing selected.

\*\* Costs for USF direct admission are based on a 5% estimated increase from the published 2014-15 estimated costs of attendance. These are based on 30 credit hours for undergraduate, and 24 credit hours for graduate.

# INTO UNIVERSITY OF SOUTH FLORIDA

## DATES, TUITION AND FEES 2015-16

RATES ARE AN ESTIMATE AND SUBJECT TO CHANGE. ALL PRICES IN U.S. DOLLARS.

**By Academic Semester** There are three semesters per academic year (Fall, Spring, Summer), each about 16 weeks/4 months.

### INTO USF TUITION FOR ACADEMIC PROGRAMS

PROGRAM	1 SEMESTER	2 SEMESTERS
Undergraduate Pathway program	\$13,800	\$24,000
Graduate Pathway program	\$16,205	\$28,180
Study Abroad with English: Part 2 or 3	\$12,000	\$24,000

### INTO USF TUITION FOR LANGUAGE PROGRAMS

PROGRAM	1 SEMESTER	2 SEMESTERS	3 SEMESTERS
Academic English	\$6,730	\$13,460	\$20,190
Study Abroad with English: Part 1 (AE)	\$6,730	---	---

### START DATES FOR ENGLISH LANGUAGE PROGRAMS

PROGRAMS	FALL 2015 August 31, 2015	SPRING 2016 January 19, 2016	SUMMER 2016 May 16, 2016
Academic English	✓	✓	✓
Study Abroad with English: Part 1 (AE)	✓	✓	✓

### INTO USF HOUSING AND DINING SERVICES\*

HOUSING TYPE	FALL 2015	FALL 2015 - SPRING 2016	SPRING 2016	SPRING 2016 - SUMMER 2016	SUMMER 2016
<b>Apartments style</b>					
All Access meal plan	\$7,000	\$14,000	\$7,000	\$13,300	\$6,300
<b>Premium suite style</b>					
All Access meal plan	\$6,200	\$12,400	\$6,200	\$11,400	\$5,200
<b>Suite style</b>					
All Access meal plan	\$5,300	\$10,600	\$5,300	---	---

\* These are examples of possible housing options. Housing options for Graduate Pathway students will vary. Housing and dining rates are subject to change.

### START DATES FOR ACADEMIC PROGRAMS

Accelerated Pathway programs are one semester (in dark grey). Standard Pathway programs (in black) are two semesters. All Pathway programs can be started in the semester indicated below.

PROGRAMS	FALL 2015 August 19, 2015	SPRING 2016 January 6, 2016	SUMMER 2016 May 11, 2016
<b>UNDERGRADUATE PATHWAY PROGRAMS</b>			
<b>Business, Engineering, Computer Science/Engineering, Natural &amp; Health Sciences, Visual &amp; Performing Arts, Education, Liberal Arts, Hospitality Management</b>	⦿	⦿	⦿
<b>GRADUATE PATHWAY PROGRAMS</b>			
<b>Education:</b> Adult Education, Exercise Science, Instructional Technology, TESOL <b>The Arts:</b> Urban and Community Design	⦿	⦿	⦿
<b>Arts and Sciences:</b> Biology, Economics, Geology, Mathematics, Microbiology, Physics, Political Science, Statistics, Urban and Regional Planning <b>Business:</b> Entrepreneurship in Applied Technologies, Finance, Management, Management Information Systems, MBA, Marketing <b>Engineering:</b> Biomedical Engineering, Chemical Engineering, Civil Engineering, Computer Engineering, Computer Science, Electrical Engineering, Engineering Management, Environmental Engineering, Industrial Engineering, Materials Science and Engineering, Mechanical Engineering <b>The Arts:</b> Music	⦿	⦿	⦿
<b>Arts and Sciences:</b> American Studies, Film Studies, Humanities, Library & Information Science, Mass Communications <b>Education:</b> Teaching in Special Education <b>Global Sustainability:</b> Global Sustainability <b>The Arts:</b> Studio Art, Architecture	⦿	⦿	⦿
<b>STUDY ABROAD WITH ENGLISH</b>			
<b>Part 2 or 3 (University study)</b>	✓	✓	✓

⦿ Accelerated    ⦿ Standard    ✓ Variable program length

**By 4-Week Session** A session is 4 weeks long.

### INTO USF TUITION, HOUSING AND DINING SERVICES FOR GENERAL ENGLISH (GE) AND COLLEGE YEAR ABROAD (CYA)

PROGRAM	4 WEEKS	8 WEEKS	12 WEEKS	16 WEEKS	20 WEEKS	24 WEEKS/CYA	36 WEEKS/CYA
<b>Tuition</b>							
GE or CYA	\$1,920	\$3,840	\$5,400	\$7,200	\$9,000	\$10,200	\$15,300
<b>Housing and Dining*</b>							
Apartments style	\$2,200	\$4,400	\$6,600	\$8,800	\$11,000	\$13,200	\$19,800
Premium suite style	\$2,000	\$4,000	\$6,000	\$8,000	\$10,000	\$12,000	\$18,000
Suite style	\$1,700	\$3,400	\$5,100	\$6,800	\$8,500	\$10,200	\$15,300

\* These are examples of possible housing options. All housing prices include All Access meal plan – unlimited access to the three campus dining halls. Housing and dining rates are subject to change.

### START DATES FOR GENERAL ENGLISH AND COLLEGE YEAR ABROAD

SEMESTER	START	END
FALL 2015	August 24, 2015	September 19, 2015
	September 21, 2015	October 16, 2015
	October 19, 2015	November 13, 2015
	November 16, 2015	December 11, 2015
SPRING 2016	January 11, 2016	February 5, 2016
	February 8, 2016	March 4, 2016
	March 7, 2016	April 1, 2016
	April 4, 2016	April 29, 2016
SUMMER 2016	May 16, 2016	June 10, 2016
	June 13, 2016	July 8, 2016
	July 11, 2016	August 5, 2016

### MISCELLANEOUS FEES AND EXPENSES\*

ITEM	PRICE
International Express Mail (one-time fee)	\$100
Domestic Express Mail (one-time fee)	\$35
INTO USF Insurance Student (monthly rate)*	\$175
INTO USF Insurance Spouse (monthly rate)*	\$650
INTO USF Insurance Child (monthly rate)*	\$200

\* Estimates only

### DEPOSITS

PROGRAM	TUITION	HOUSING
General English (including CYA)	\$1,000	\$1,000
Academic English	\$2,000	\$2,000
Pathway program	\$2,000	\$2,000
Academic English + Pathway	\$2,000	\$2,000

Insurance must be paid in full at time of deposit for entire length of program.

### SPECIAL PROGRAMS

PROGRAM	PRICE
Summer Youth English Experience	\$2,350

### INTO USF SCHOLARSHIPS

INTO USF is committed to helping talented and ambitious international students achieve their goals of studying at a world-class U.S. university. In 2014-15 we invested over \$600,000 in scholarships to help new applicants or students who have offer letters to attend one of INTO USF's Pathway programs. INTO USF scholarships are typically between \$1,000 to \$5,000 per year per qualified student. For more details please contact your INTO regional representative, or email [INTOScholarships@usf.edu](mailto:INTOScholarships@usf.edu)



## CHARGE INTO YOUR FUTURE AS A USF BULL

USF GRADUATES MORE THAN  
12,000 STUDENTS EVERY YEAR.

**76%** OF USF ALUMNI EARN **\$50,000**  
OR MORE AND **32%** EARN **\$100,000**  
OR MORE EACH YEAR.



**Want to find out more?**

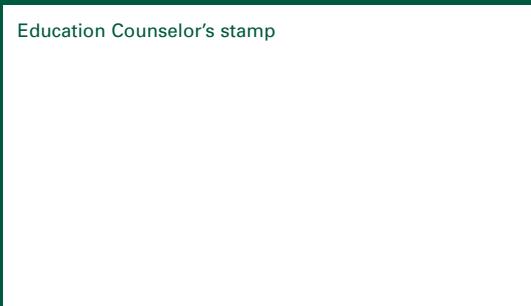
If you would like to find out more about any of our programs or services, please visit our website. You can also contact us via email or phone or visit one of our Education Counselors in your home country.

**INTO University of South Florida**

University of South Florida  
4202 East Fowler Avenue, FAO100  
Tampa, Florida 33620  
USA

T: +1 813-905-4686  
F: +1 813-905-9686  
E: INTOadmissions@usf.edu

[www.intohigher.com/usf](http://www.intohigher.com/usf)  
[www.usf.edu/admissions](http://www.usf.edu/admissions)



© 2014 INTO USA, LLC. All rights reserved. INTO and the INTO roundel are registered trademarks of INTO University Partnerships Ltd.



Through innovative partnerships with leading universities, we expand opportunities for higher education, ensuring success and transforming the lives of our students and staff.